


- 
- EDITORIAL
 - SECRETARY GENERAL'S REPORT
 - JOURNAL EDITOR'S REPORT

THE INTERNATIONAL ASSOCIATION OF
DENTO-MAXILLO-FACIAL RADIOLOGY

NEWSLETTER

2023 No. 1



DMFR
DentoMaxilloFacial Radiology

A Journal of Head & Neck Imaging

Submit to DMFR

Publishing the very best research in dental, oral and maxillofacial radiology

- Average submission to first decision: 3 weeks
- Constructive peer-review
- 2021 Impact Factor = 3.525
- Eminent, international Editorial Board
- Average acceptance to online: 2 weeks
- Open access option
- Indexed on PubMed, ISI, Scopus and Embase

www.editorialmanager.com/dmfr

2	Editorial
5	Report from the Secretary General
7	Report from the Journal Editor
10	Report from South Africa
11	Report from Asia
15	Report from Europe
17	Report from Latin America
20	Report from the Middle East
24	Report from North America
25	Report from Australia
26	Forthcoming Meetings



Dear Colleagues and friends,

Summer is upon us here in the northern hemisphere, bringing warmth and sunshine for life to carry on. It is amazing that two years have now passed since I took up the Editorial post. Two years ago, we were in the middle of the pandemic and the whole world experienced a shut down like we have never seen before. The development of a vaccine to protect the world was developed at the greatest speed and this has saved humankind and brought us back to normality as much as we experience today. In the UK, we have sadly lost our long reigning Queen Elizabeth II in September 2022 who reigned for 70 years and we had the coronation of a new king, King Charles III.

IADMFR has ploughed through the pandemic with its first hybrid congress in Gwangju, South Korea in 2021 and we are currently in our World Tour 2023.

Climate change is one of the biggest issues we are facing currently, be it heat, flooding, landslides, or forest fires. Believe it or not, we are all part of the problem. The solution to save the planet unfortunately also causes harm. For example, we all have been encouraged to switch to electric cars. Unfortunately, it needs battery to store electric and this is made from nickel. Big nickel mines are based in part of the world which has detrimental effect on nature and its indigenous people. We do not have to look far. In what we do in our work, in research and in our daily lives from food, transport to waste, we should look into sustainability and how we can help to heal if not slow down the damage to our planet for future generations. It all starts with a small gesture, e.g.: not buying water bottle if you can carry your own water container and refill where necessary. Our hospital has requested our patients to bring their own water bottle when attending a hospital appointment to cut down on usage of plastic cups. Please think in your daily lives, be in at home or work how we can avoid plastic waste or increase our recycling efforts.

Development in artificial intelligence (AI) has advanced in many fields in leaps and bounds. This would impact our mankind in both good and bad ways. It used to be exciting to hear how AI would help in healthcare. Recently, there are warnings from the "godfather" of AI and also of many advanced countries that AI is becoming powerful and may be harmful to mankind. It should be regulated.

Within healthcare itself, have we thought of how AI can advance to a point that it can harm humankind? Who controls its development, who monitor this and have AI work been audited on a regular basis to ensure standard been met? These would be questions that we may have to face in time to come.

Our DMFR journal continue to perform well with our impact factor of 3.525 and long may it continue to rise under the helm of Michael Borstein. Thank you for your time and work for the journal.

The upcoming months will see numerous conferences around the world. The biggest event in this calendar year is the IADMFR 24th congress in Brussels from 6–8 July. The World tour has begun, and I hope you all have enjoyed being part of it.

Please see the reports from our regional director board from the four corners of the world in the following pages. Welcome to the new regional directors who are making their first report in this newsletter - Shwetha Hegde, from Australia, Naoya Kakimoto from Japan and a special report from Claudia Noffke.

The world has been busy catching up post COVID. There are news of various conferences held in numerous countries in the past six months and more to come in the future that you may want to be part of, including the 8th EADMFR Junior Meeting which is making a comeback in September 2023.

This is my last piece as the Editor and it has been a fun experience. My UK team and I will be concentrating in preparing the stage for the 25th IADMFR Congress in London in 2025 in which we hope all of you will take part! It would be 40 years since it was last held in London. Being a silver anniversary, we hope to have the full support of IADMFR and to give you a memorable congress.

The next newsletter we will have a new Editor. May I wish her/ him all the very best of luck. I could not have done this job without the help of Reinhilde Jacobs, Michael Borstein, and all the previous and new regional directors – Menik Priaminiarti, Yoshinori Arai, Naoya Kakimoto from Asia, Tom Huang and Shwetha Hegde from Australia, Emad Khan and Silvana Friedlander Barenboim from the Middle East; Jeff Price, David MacDonald, Saulo L Sausa Melo from North America, Ingrid Rozylo-Kalinowska and

Eva Levring Jaghagen; Sergio Lins De Azevedo Vaz, Grethel Brown and Guillermo Concha from Latin America and Tunde Bamgbose from Africa. My apologies if your name does not appear here. All of you have been superb to deliver the reports to me and the publishing team in a short space of time when we requested it and to allow this to go into publication on time. THANK YOU very much for being superb colleagues, and for working with me.

A massive thank you to Bernadetta Della Croce from AIM and especially to the BIR crew - Sarah Jordan, Ashmi Bhatt, Tami Potten and Chris Clough who are responsible for the publication of this newsletter without whom, it would not have gone to print. You guys are amazing!

Most importantly, thank you to our members for your continual support and for being part of our worldwide DMFR family. Continue to advance and innovate our DMFR field to serve our patients and humankind.

Rose Ngu

President-elect, IADMFR

Report from the Secretary General



Welcome to all of you across the globe for the unique IADMFR World Tour!

You can still join us or watch all streamed events on demand, see www.iadmfrworldtour.org

This event was made possible by the contribution of many people. I would personally like to thank all speakers, presidents, board members, committee chairs, researchers, clinicians, musicians, administrators, technicians and not to forget ormfsimpath and aim team members. Thank you all, it was an honour and pleasure to work with you all. Your support to IADMFR was undoubtedly a leverage for an incredible event, with a taste for more IADMFR. A special acknowledgement goes to Bernadetta Della Croce and Una Ivkovic. It was a true and priceless privilege to be collaborating daily. I realise that for the past 9 months the IADMFR World Tour redefined your working week starting from 7am Monday morning to Sunday 11 pm. The outcome of our collaboration is an unforgettable IADMFR world tour event, which has become a milestone for a reinforced worldwide dentomaxillofacial radiology network. The future of our Association looks bright, and we would like to invite all of you helping us on this pathway of growth by stimulating your colleagues, students and friends to join us on our journey across the globe. In 2024, members will be able to attend the monthly webinars again, while students might also be allowed to connect to our educational track. In 2025, we hope to all reunite at the IADMFR London congress under the presidency of Dr Rose Ngu.

With the feeling of an immense privilege to serve IADMFR and being connected to all of you, I wish you a great and inspiring reloading time!

Reinhilde Jacobs

Secretary General, IADMFR

IADMF WORLD TOUR



Dates & Modality

May to July 2023

5 May	Latin America	Online
12 May	North America	Online
26 May	Europe	Online
3 June	Middle East	Online
9 June	Africa	Online
16 June	Asia	Online
23 June	Australasia	Online

Brussels Live Event

6 July	Brussels	Onsite
7 July	Brussels	Onsite
8 July	Brussels	Onsite

6

✉ iadmfrworldtour@aimgroup.eu

🌐 www.iadmfrworldtour.org

Report from the Journal Editor



First Editor's Report 2023

Regarding submissions, after a small drop in 2022, we seem to be on track with an extrapolated number of over 520 articles for this year. The number of accepted articles remained fairly consistent throughout the period of increased submissions of 2020 and 2021 and dropped slightly last year, coinciding with the small drop in submissions. For 2023, an average of 6 articles per month have been accepted so far, providing our community with plenty of interesting content and high-quality research.

DMFR page views and full text article downloads have seen a pleasing increase since 2019 and in 2022 we saw on average around 27,750 articles downloaded every month. DMFR readers are based all over the world, we are a truly international journal, with our biggest single portion of readers (12%) based in the USA and then spread across Asia, South America and Europe.

We are also pleased to see more DMFR authors benefitting from the pre-funded open access opportunity that is available to authors based at institutions that have transitional, read and publish, agreements with our journal sales representative, Wiley. Wiley has many such agreements with library consortia around the world and we are pleased to be able to offer this benefit to eligible authors. Please see our website for more details: <https://www.birpublications.org/page/pre-funded-oa/dmfr>.

The latest impact factor (2021) was released in June 2022 and stands at **3.525** for our journal, the highest it has ever been. This is the first time DMFR's impact factor has risen above 3, which is fantastic to see. Nevertheless, it has to be noted that DMFR is a relatively small journal and it is common for impact factors of journals publishing relatively few papers to fluctuate. Many journals saw an increase in impact factor in 2020/21 due to a change in the way Clarivate recognises early access citations but this was not the case with DMFR, where the increase was due to an actual increase in normal citations based on the original calculation method, which is pleasing. The table shows the articles published in 2020 and 2021, with the most citations in 2022, which will be contributing to the 2022 impact factor due for release later in 2023. Please do take a moment to read these high quality and impactful articles.

As review articles focusing on clinically relevant issues have always seen a high number of citations, we have implemented a new section in DMFR in the beginning of 2023 – “The Cutting Edge”. This section will showcase and highlight current trends in research and also novelties with potential for impact or even future disruptive innovations in our field. We will invite opinion leaders and specialists in the respective fields to contribute invited reviews, and provide us their critical reflections and insight on these topics. In 2023, we have published an article on current trends in personalized dental medicine and AI, and one on dental MRI:

Personalized dental medicine, artificial intelligence, and their relevance for dentomaxillofacial imaging: <https://doi.org/10.1259/dmfr.20220335>
Kuo Feng Hung, Andy Wai Kan Yeung, Michael M. Bornstein, Falk Schwendicke

Dental MRI—only a future vision or standard of care? A literature review on current indications and applications of MRI in dentistry: <https://doi.org/10.1259/dmfr.20220333>

Tabea Flügge, Christian Gross, Ute Ludwig, Johanna Schmitz, Susanne Nahles, Max Heiland, Katja Nelson

8

Lastly, to increase the impact factor of DMFR even further, we need also you—the readership of our journal. Please try citing articles from DMFR, if these publications fit into the topic covered and discussed in your articles. By citing publications from DMFR, you will increase not only our impact factor, but the interest in our field in general – and this is exactly the way to go for our specialty into the future!

With my best regards

Michael Bornstein


Table: Top cited papers contributing to 2022 Impact Factor (due for release June 2023)

Article Title	Article Type	Publication year	Citations in 2022
Automatic diagnosis for cysts and tumors of both jaws on panoramic radiographs using a deep convolution neural network	Research Article	2020	28
Performance of deep learning object detection technology in the detection and diagnosis of maxillary sinus lesions on panoramic radiographs	Research Article	2020	22
Cone beam computed tomography in dentomaxillofacial radiology: a two-decade overview	Review Article	2020	16
Artificial intelligence system for automatic deciduous tooth detection and numbering in panoramic radiographs	Research Article	2021	14
Cervical vertebral maturation assessment on lateral cephalometric radiographs using artificial intelligence: comparison of machine learning classifier models	Research Article	2020	14
Artificial intelligence in oral and maxillofacial radiology: what is currently possible?	Review Article	2021	13
Integration of imaging modalities in digital dental workflows - possibilities, limitations, and potential future developments	Review Article	2021	11
Assessment of dental age estimation methods applied to Brazilian children: a systematic review and meta-analysis	Systematic Review	2020	11
Deep-learning for predicting C-shaped canals in mandibular second molars on panoramic radiographs	Research Article	2021	10
Current applications and development of artificial intelligence for digital dental radiography	Review Article	2021	10
Refined tooth and pulp segmentation using U-Net in CBCT image	Research Article	2021	9
Discovering a new anatomy: exploration of oral mucosa with ultra-high frequency ultrasound	Research Article	2020	9
Performance of deep learning models constructed using panoramic radiographs from two hospitals to diagnose fractures of the mandibular condyle	Research Article	2021	8
The histogram analysis of apparent diffusion coefficient in differential diagnosis of parotid tumor	Research Article	2020	8

World Event: Africa

It is with great excitement that Africa was offered the privilege to take part in the 2023 IADMFR World Tour. With joy we took the opportunity to dedicate our guest lecture to health equity, a problem not only affecting Africa but also other parts of the developing world. To give you an example of the richness of Africa's advanced pathology, we requested two young Dentomaxillofacial radiologists to present cases. Our long history with the IADMFR is symbolized with the closure of our webinar by the previous Secretary General who is also a member of our division.

Report from
South Africa



Claudia Noffke

Continental President: Africa

Report from Asia



Dear Colleagues and IADMFR members,

Greetings from Asia! How have you been now that the COVID-19 pandemic has coming to an end? Many countries in Southeast and East Asia have withdrawn their entry restrictions. So, we saw many foreign country tourists in Asian regions. We are looking forward to having the opportunity to meet you all in person this year.

In Asia, the Asian Academy of Oral and Maxillofacial Radiology (AAOMFR) was held online in 2022 by President Yoshinori Arai. The next AAOMFR will be held in Taiwan on 13 to 15 June 2024, by President Ming-Gen Tu, the venue for the congress will be Hall A at the International Convention Center of Kaohsiung Medical University and all the IADMFR members will be most welcome in Taiwan to join the congress. The committee have prepared a promotional video at the following link: <https://www.youtube.com/watch?v=oc1ZLa0LBUY>. We sincerely hope that the event will be held in person.

In Indonesia, toward the end of 2022 until the early part of 2023, Indonesian Association of Dentomaxillofacial Radiology (IKARGI) has held events with various focus in application of CBCT, CT and MRI in DMFR, with local and international guest lectures. The following annual congress event was the 10th Indonesian Association of Dentomaxillofacial Radiology Seminar, planned to be held onsite at Bandung, on 25–27 May 2023, with the topic, “Digital transformation in Maxillofacial Imaging: A New Era for Excellent Integrated Dental Practice”.

In Japan, the Japanese Society of Oral and Maxillofacial Radiology held the 63rd general assembly and annual scientific congress face-to-face from 26 May to 28 May 2023 at Kyushu University, Fukuoka, Japan. President Kazunori Yoshiura set the congress title as “Oral and Maxillofacial Radiology, UP TO Date”. We enjoyed it!

In India, the 17th International Symposium on “Metal Ions-Recent advances in Oral Medicine and Radiology and Public Health” was held on 30 November and 1 December 2022 at the Nehru Science Centre, Mumbai with Dr Sunali Khanna as the Symposium Chairperson (Fig. 1). The highlights of the symposium were artificial intelligence in cancer diagnosis, simulation and dental education, automation in 3D imaging of craniofacial region, health risk assessment, cancer imaging and therapeutics, and metal-based nanotechnology and nanotoxicology.

From Korea, at the end of the year 2022, the conference of the Korean Society of Imaging Dentistry, chaired by Prof. Won-Jeong Han, was held at Seoul National University Dental Hospital on 3 December 2022. The conference shed light on virtual surgery, diagnosis, and specialized topics in artificial intelligence with lectures delivered by Dr. Han-sol Lee, Prof. Jae Joon Hwang, and Prof. In-woo Park. For the most recent update, the 55th Spring Conference of the Korean Society of Imaging Dentistry, led by President Won-Jeong Han, took place on 18 March 2023 at the Lee Kun-Hee Donation Hall of the Seoul National University Cancer Institute (Fig. 2). During the conference, Dr. Ho-Keun Choi, a member of Seoul National University and Dr. Eun-Gyu Ha from Yonsei University were honored with the Best Presentation Award.

In Taiwan, the 8th Annual Meeting and General Assembly of the Taiwanese Association of Oral and Maxillofacial Radiology (TAOMFR) was convened on 23 April 2023 (Fig. 3). The event encompassed a full day of lectures on various topics, including the utilization of MRI for TMJ diagnosis, the application of ultrasound in head and neck examinations, and post-radiotherapy care for oral cancer patients.

In Malaysia, here are a few salient Oral and Maxillofacial Radiology related events during the year 2022–2023. A sequence of meetings was conducted from 30 May to 2 June 2022 with the topic, regulations on the use of X-rays for medical, dental, and veterinary services, organised by Medical Radiation Surveillance Unit, Ministry of Health, Malaysia (Fig. 4). Dental radiology was represented by Prof. Dr. Phrabhakaran Nambiar and Prof. Dr. Norliza Binti Ibrahim. For the most recent update, a licensing course in CBCT was held on 24 May 2023 at Faculty of Dentistry, University of Malaya conducted by Prof. Dr. Norliza Binti Ibrahim.

We look forward to meeting you all. All the Best!

Menik Priaminiarti and Naoya Kakimoto

IADMFR Regional Directors, Asia



Fig 1. Honourable Governor of the State of Maharashtra, India, Shri Bhagat Singh Koshyari inaugurated the 17th International Symposium on Metal Ions-Recent Advances in Oral Medicine & Radiology and Public Health, held on 30 November & 1 December 2022 at Nehru Science Centre, Mumbai. The symposium Chairperson Dr. Sunali Khanna is also seen in the picture.



Fig 2. The 55th Spring Conference of the Korean Society of Imaging Dentistry took place on 18 March 2023, at the Lee Kun-hee Donation Hall of the Seoul National University Cancer Institute.



Fig 3. The 8th Annual Meeting and General Assembly of the Taiwanese Association of Oral and Maxillofacial Radiology (TAOMFR) was convened on 23 April 2023. Here seen the Presentation by President Wang of TAOMFR with Professor Ming-Gen Tu.



Fig 4. Sequential meetings Organised by Medical Radiation Surveillance Unit, Ministry of Health, Malaysia on the regulations of X-rays for medical, dental, and veterinary services, from 30 May to 2 June 2022.

Dear Colleagues,

It is springtime, well almost summer in the Northern part of Europe and the days are getting longer. We have also started to gather for teaching, meetings, conferences and enjoy social life after years of restrictions.

Soon we will all get the opportunity to meet again in Europe - to network, socialize, exchange ideas and values during the upcoming 24th International Conference on DentoMaxilloFacial Radiology in Brussels in July 2023. For most of us, it is the first chance to gather onsite since the 22th ICDMFR in Philadelphia. We are still sad that we missed the chance to visit and meet up in Korea, although the Congress was an excellent example of a hybrid meeting. But now we are all looking forward to joining the Congress in Brussels and wish Professor Reinhilde Jacobs and her team the best of luck with all preparations for the event.

The popular EADMFR Junior Meeting has also had a break during the COVID-19 pandemic. However, 17–20 September 2023, young members of the EADMFR who are in research education or in specialist training within DMFR, will get the chance to participate in the 8th Junior Meeting that will take place in Freiburg, Germany. Approximately 30 juniors will have the opportunity to meet, learn, exchange experiences, present the results of their research or specialist training program and of course to network. For senior members – please encourage your younger colleagues to participate in the coming or future Junior Meetings. Please find more information on: <https://eadmfr-junior-meeting.eu>

The 19th European Congress on DentoMaxilloFacial Radiology (ECDMFR) will be held in Freiburg, Germany, 13–15 June 2024. Save the date! The Congress is planned to be a completely onsite event. Freiburg is situated in the Black Forrest (Schwarzwald), and among others, you will have the opportunity to go hiking before and after the Congress. Dr Dirk Schulze and Dr Dennis Rottke will be hosting the meeting. Abstract submission will open at the end of this

Report from Europe



year. Please follow the Congress website for information: <https://eadmfr.eu/ecdmfr-2024/> and join the event next year.

We are looking forward to seeing you all again soon – onsite in Brussels, Belgium, in July 2023!

Best wishes from the European directors,

Eva Levring Jäghagen, Umeå University, Sweden

Ingrid Rózyło-Kalinowska, Medical University of Lublin, Poland

Dear Colleagues,

The oral and maxillofacial radiology societies of Chile, Mexico and Venezuela have continued with their periodic scientific meetings.

In its December 2022 session, the Chilean Oral and Maxillofacial Radiology Society appointed Drs. Luis Alfaro Lira (†), David Embry Menanteaux, Eddie Lara Muñoz, Rita López Díaz, Eduardo Pizarro Campusano, Jaime San Pedro Valenzuela, Ana Maria Sylvester Riedel and Fresia Velasco Rayo (†) as Honorary Members. All of them stand out in academic work, in the public or private area. On that same occasion, an exciting tribute was made to some recently deceased radiologists: Drs. Julio Ramírez Cádiz, Mario Aguirre Sanhueza, Ana María González Geel and Guillermo Moreno Zárate. Dr. Moreno passed away while he was acting president of the Chilean society, where he developed great work.

In Santiago de Chile, from 16 to 18 August 2023, the XIII Congress of the Latin American Association of Dentomaxillofacial Radiology and Imaging (ALARID) and the III Congress of the Chilean Oral and Maxillofacial Radiology Society will be held. In this congress, many current issues in the specialty will be reviewed, for example; maxillofacial ultrasonography, images in facial trauma, digital flow in radiology and its relationship with other clinical fields, magnetic resonance imaging of tumors, cone beam CT for maxillofacial diagnosis and artificial intelligence. The presentations will be made by radiologists from the different countries of the region. There will also be an opportunity to present scientific posters. More information can be obtained at www.alarid2023.cl

The Brazilian Association of Dentomaxillofacial Radiology (ABRO) is organizing its 23rd meeting (JABRO), which will take place in Ribeirão Preto (São Paulo state), from 23 to 25 August 2023. The organizing committee, coordinated by Dr. Hugo Rosin, expects some 800 radiologists and 25 companies attending to the 23rd JABRO. The schedule comprises three plenaries addressing the following topics: Diagnosis, Technological Advances, and Clinics Management. The organizing

Report from Latin America



committee is also planning social events. Additional information is available at www.jabro.com.br. maxillofacial radiology trained at Chilean universities, and will also recognize specialists with an outstanding career, recognizing them as honorary members.

Under the term of Dr. Maurício Barriviera and colleagues, ABRO has recently published two books: one related to CT and digital dentistry, and the other dedicated to Ultrasound. The books address history, fundamentals, and applications in dental specialties. Many Brazilian professors contributed to the publications.

Finally, on 5 May 2023, Latin America kicked off the IADMFR World Tour. The continental president, Prof Matheus Oliveira, introduced our region to our colleagues around the globe by highlighting five natural and modern wonders of the world located here. The speaker, Prof Deborah Freitas, provided us with a thoughtful lecture on CBCT artifacts. We could interact, discuss the topic, and enjoy the songs performed by Dr. Nicolly Oliveira. While we follow the next online webinars, we look forward to meeting all our colleagues in Brussels in July 2023.

Best wishes from Latin America!

Grethel Brown, Panamá

Guillermo Concha, Chile

Sergio Lins de Azevedo Vaz, Brazil





Report from the Middle East

It is a great pleasure and honor to serve as the Middle East Regional Director (again), since 2005–2013 my last term as regional director. DentoMaxilloFacial Imaging has evolved immensely, and we are privileged to experience the enormous changes and developments in our field.

Since then, many meetings and activities were held in our region here are some examples:

In October 2021, the first post Covid-19 onsite congress in Israel was the annual meeting of the Israeli Society of Oral Medicine (ISOM) devoted to maxillofacial imaging in acknowledgment to the unfortunate cancellation of the 18th ECDMFR congress in Jerusalem 2020. During the congress, ISOM nominated Prof. Emeritus Israel Kaffe as an honorary member for his contribution to DMFR in Israel and all over the world. Prof. Kaffe was a member of IADMFR, member of the board of directors and member of EADMFR since the day it was founded. His contribution to DMFR is remembered by many colleagues and members of both associations.



Prof. Israel Kaffe




Left to right: Dr L. Katsap, Head of IDA; Prof. S. Matalon, Head of TAU Dental School; Dr. O. Koren, ISOM Chair; Dr. S. Friedlander Barenboim

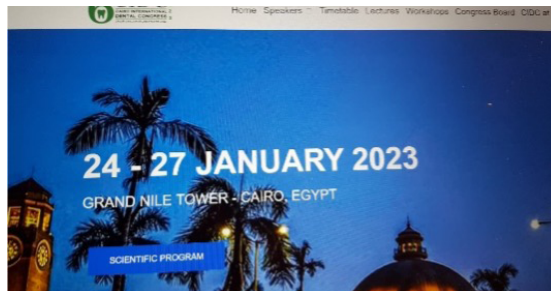
Left to right: Dr. R. Abdalla-Aslan, Dr. S. Friedlander Barenboim, Dr. O. Koren, Dr. C. Nadler



In November 2022, the Egyptian Maxillofacial Radiology Alliance (EMRA) hosted their annual meeting. The program included national and international speakers, and workshops; some presented by members of IADMFR: Prof. Kaan Orhan and Dr. Nora Saif.



The Cairo International Dental Congress (CIDC) held in January 2023 invited Prof. Reinhilde Jacobs who presented "Cbct Imaging Automation Beyond Imagination".



The 3rd European Academy of Pediatric Dentistry (EAPD) Athena Master Class in Jerusalem, February 2023 hosted Prof. Reinhilde Jacobs together with Dr. Chen Nadler presented and discussed "The diagnostic use of CBCT children and adolescents".



Second from the left: Dr. C Nadler. Fourth from the right: Prof. Reinhilde Jacobs



As you can see many, DMFR and associated activities are being held in our region, we will continue to promote these activities and encourage more colleagues to engage with DMFR and become members of the IADMFR.

I would like to congratulate the organizing team of the World Tour for an amazing job done so far and I'm looking forward to meeting all of you in Brussels.

Dr Silvina Friedlander Barenboim

IADMFR Regional Director Middle East

Greetings from North America!

We hope you are enjoying your Spring/Fall depending on where you are located. Our weather continues to waver between late winter and early summer depending on the latitude and vagaries of the prevailing winds.

We are certainly enjoying the World Tour webinar series so far and hope all of you are taking advantage of the educational opportunities these webinars provide. The cultural “side trips” are very enjoyable as well!!! These provide a wonderful and creative way to prepare for the IADMFR’s 24th Congress to be held in Brussels from Thursday, 6 July to Saturday, 8 July. A focus of this year’s Congress will be on automation and digitization of various workflows in dentistry, which obviously begins with imaging, including artificial intelligence. We hope that you can join us virtually if not in person since the Congress has a hybrid format this year.

We here in North America are looking forward to welcoming you to the AAOMR Annual Session to be held in Atlanta, Georgia from Monday, 16 October, 2023 to Thursday, 19 October 2023. The AAOMR meeting format always has several honorary lectures on various research-related topics. The 2023 Annual Meeting will focus on Artificial Intelligence, Dental MRI, and hands-on workshops in ultrasound, report writing and more. In addition, we have a tradition of inviting our medical colleagues to lecture on a focused topic featuring a certain area of head and neck imaging with the 2023 Annual Meeting focusing on pharyngeal anatomy and pathology. We are accepting submission of abstracts for poster and oral presentations until 15 July 2023 at [aomr.org/abstracts-2023-meeting](https://www.aomr.org/abstracts-2023-meeting).

We hope to see you in Brussels and/or Atlanta!! Safe travels.

Dr. Jeffery B. Price

Dr. Saulo L. Sousa Melo

IADMFR Regional Directors for North America

Report from North America



Greetings from Australia!

I am delighted to make my first contribution to the IADMFR newsletter. It is an honour to have been appointed as the Australia-New Zealand representative on the IADMFR board. Dentomaxillofacial radiology is a field that is still growing in Australia, with only 16 registered specialists. However, there is a growing interest in this specialty among dental practitioners.

The emergence of artificial intelligence has had a significant impact on dentistry, particularly in DMFR. Numerous AI algorithms have been developed to analyse dental imaging data for the detection and classification of dental pathologies. AI holds great potential for enhancing the accuracy, efficiency, and precision of DMFR diagnosis. At the Discipline of Dentomaxillofacial Radiology, Sydney Dental School, University of Sydney, our researchers are actively engaged in multiple projects focused on developing AI solutions to improve the detection and diagnosis of oral pathology in dental imaging.

Recently, Dr Daniel Selim, the only practising Oral and Maxillofacial Radiologist in New South Wales (NSW), Australia, was invited as a guest speaker at the NSW branch meeting of the Australian Society of Endodontists. During his presentation, he discussed incidental findings on CBCT and emphasized the significance of anatomy and various tools for detecting extra gnathic findings that are relevant to dentistry.

A group of former academics from the University of Sydney and University of Adelaide conducted a series of review courses focused on dental radiology. The topics included intraoral and extraoral radiography, and identification of dental caries and periodontal diseases on radiographs. The course was well received by the participants.

Best wishes,

Dr Shwetha Hegde

IADMFR Australasian Director

Report from Australia



Forthcoming Meetings

May–July 2023

IADMFR World Tour

Various locations globally

Virtual with closing onsite event 6-8

July, Brussels

Ready for the next IADMFR World Tour event?

Coming up:
Brussels Event
6-8 July, 2023

Missed the World Tour webinars?

Don't worry, you can watch them on-demand
from 10 July until 31 August 2023!

**DON'T MISS MEETING ALL
YOUR COLLEAGUES AT THE
ONSITE EVENT IN BRUSSELS**

27

Enjoy the **exceptional concert** by Tineke van Ingelgem at the Sablon Church, **Brussels City Hall reception** on the iconic Grand Place, **Gala event** and many more!



Share with colleagues and
friends through @iadmfr

Register today
www.iadmfrworldtour.org



If you would like to contribute any news, book reviews or articles to the IADMFR newsletter then please e-mail *publications@bir.org.uk* with an outline of your proposal.

Advertising

Advertising opportunities are available in the IADMFR newsletter and the DMFR journal and website. Please contact advertising@bir.org.uk for more information.