

- PRESIDENT'S REPORT
- SECRETARY GENERAL'S REPORT

THE INTERNATIONAL ASSOCIATION OF
DENTO-MAXILLO-FACIAL RADIOLOGY

NEWSLETTER

2021 No.1



DMFR
Dental, Oral & Maxillofacial Radiology

Dental, Oral & Maxillofacial Radiology

Submit to *DMFR*

**Publishing the very best research in
dental, oral and maxillofacial radiology**

- Average submission to first decision: 3 weeks
- Constructive peer-review
- 2016 Impact Factor = 1.525
- 5-year Impact Factor = 2.268
- Eminent, International Editorial Board
- Average acceptance to online: 2 weeks
- Open access option
- Indexed on PubMed, ISI, Scopus and Embase

www.editorialmanager.com/dmfr

2	Report from the President
4	Report from the Secretary General
8	Report from the Journal Editor
10	Report from Africa
11	Report from Asia
24	Report from Europe
26	Report from Latin America
28	Report from the Middle East
30	Report from North America
31	Obituary
35	DMFR 50th Anniversary
36	Forthcoming Meetings

Report from the President



Dear IADMFR members and colleagues,

As we all know, the world has faced unexpected challenges due to the ongoing spread of COVID-19. The global epidemic and community infections have not yet come to an end. As a result, we decided to hold ICDMFR 2021 in the format of a hybrid meeting where Korean participants attend the ICDMFR 2021 in person on-site (Kimdaejung Convention Center in Gwangju, South Korea) while the overseas participants join the meeting online and participate in real-time discussions.

It was the second ICDMFR to be held in South Korea 27 years after the 10th ICDMFR (President: Prof. Dong-Soo You) was held in Seoul in 1994. Very regrettably, Professor You passed away in January this year and so

we could not have him at this Congress.

ICDMFR 2021 consisted of 4 keynote lectures, 2 special lectures, 21 invited lectures with state-of-the-art lectures by distinguished speakers in a highly interactive online environment featuring video-streaming presentations with live Q&A and on-demand sessions. 72 oral presentations and 142 e-Poster presentations were presented via a virtual website which allows interaction between presenters and participants as well.

We have e-Booths that ran before and after the live sessions to recreate the experience of networking and keeping ourselves updated on the industry.

I would like to take this opportunity to express my deepest gratitude to all who have registered and participated in the Congress during this difficult time. We had over 500 participants from 43 countries. Also, I would like to thank the sponsors and exhibitors who supported the ICDMFR 2021.

The COVID-19 crisis reaffirmed that everyone in the world is connected. More than ever, this is time to think about what we can do together. ICDMFR 2021 is strong evidence that COVID-19 cannot block our friendship and connections.

I am pleased to bring together our congress in this new digital format to learn, connect, and interact!

Once again, I would like to thank all participants of ICDMFR 2021 despite the critical times.

Soon-Chul Choi

President, IADMFR

Report from the Secretary General



Dear IADMFR members, dear colleagues and friends,

On behalf of IADMFR, sincere congratulations to our Korean friends for setting up a great hybrid congress. We are grateful to President Choi and his entire team for the perseverance to carry on, despite all current challenges, and to offer IADMFR members from all over the world an unforgettable event. The current extraordinary times may call for exceptional decisions.

In 2021, we kicked off organising free webinars for our IADMFR members. We are grateful to Jeff Price, our IADMFR Director of Education, who is also successfully moderating those webinars. A great initiative also came from Claudia Noffke and Erich Raubenheimer, who established several unique online courses to share their precious expertise with all of you.

The IADMFR gratefully acknowledges Claudia and Erich for their invaluable contribution to IADMFR education. Please visit <https://iadmfr.one/education/iadmfr-courses.html>.

IADMFR also became partner of IAEA in order to allow organising joint webinars, elearning and online courses, open to all our members. Special thanks to Jenia Vassileva and her team!

Furthermore, we introduced the IADMFR new logo, a fresh look for the coming IADMFR decades. Considering the uncertain times, it was decided to replace the 2023 congress with a unique online IADMFR World Tour, with worldwide involvement of members and continental presidents offering us exciting 3 hour programmes streamed from different continents, with keynote lectures alongside interactive research and social sessions open to all, with a final physical event at the headquarters (May–July 2023).

This event will be organised in close collaboration with our association partners BIR and Aim and will be open to e-abstracts from all members. All accepted abstracts will be made available online via BIR in a DOI registered abstract booklet and all related lectures will remain available for 2 months via the BIR website.

The traditional IADMFR research award competition as well as a “best clip competition” will be organised. This unique concept will be the ideal kick off for a further digitalised IADMFR era, with plenty of time to meet both in person and remotely. If you are interested in being a part of IADMFR, see <https://iadmfr.one/> and register as a member. Please don't hesitate to contact us at iadmfr@aimgroup.eu.

Looking forward meeting all of you in the near future online or onsite!

Reinhilde Jacobs

Secretary General, IADMFR



before



IADMFR
est. 1968

1968 - 2021

IADMFR - Redesign Logo

6

In honor of the
50th anniversary,
we present to you
the new IADMFR logo,
for a new fresh start.

IADMFR WORLD TOUR



7

Dates & Modality

May to July 2023

5 May	Latin America	Online
12 May	North America	Online
26 May	Europe	Online
2 June	Middle East	Online
9 June	Africa	Online
16 June	Asia	Online
23 June	Australasia	Online

Headquarter event

6 July	Brussels	Onsite
7 July	Brussels	Onsite
8 July	Brussels	Onsite



iadmfrworldtour@aimgroup.eu



www.iadmfrworldtour.org



Editor's Report 2021

2021 is a year of celebration for our journal; this is the 50th volume of the journal since its first publication in 1972. We are celebrating throughout the year and more details on that can be seen elsewhere in this newsletter.

Every issue of *DMFR* is available online for all IADMFR members. If you haven't read a journal article recently I would encourage you to go online and see the new journals website with improved usability. Log in via <https://iadmfr.one> and follow the links to the journals. You will also see a new eReader in addition to the PDF, giving a more user-friendly interface to read the journal. You can also make annotations and notes directly on the manuscript which are saved for you online for your future viewing.

8

An Editorial Board meeting was held via Zoom and it was wonderful to see so many participants from across the world. Since the last full board meeting in Philadelphia, the International Editorial Board has been adapted and rejuvenated to represent experts and leaders from the young and up-coming scientific *DMFR* generation. This transition will be a continuing one, as one of my goals in the coming years will be to broaden the base of experts to include colleagues from all regions in the world, and also to be more representative of the gender distribution in our specialty. In fact it was approved at that meeting that Dr Anne Oenning from Campinas, Brazil will be elevated to the role of Associate Editor from the middle of 2021. I welcome Anne to her new role and look forward to working with her.

As we all know, 2020 was overshadowed by the COVID-19 pandemic—and this has also left its marks on the journal. On the positive side, 2020 was by far the year with the highest number of submissions ever. It seems that our colleagues took advantage of the lockdown(s) and time working from home to write and submit more articles. Together with the invited reviews for the 50th anniversary, 2021 will probably see the highest number of published articles in one single year for *DMFR*.

Regarding the handling time for new submissions, the duration to the first decision was only 19 days in 2020, and to the final disposition was only an additional 12 days, with the final article published only 11 days after that. The acceptance remains stable at 16% of all submissions. These good and stable performances are clear indicators for a high quality within *DMFR*, and are only possible due to a great team of associate editors and reviewers. Thus, it's clearly now the time to thank them, and encourage them to contribute further.

A new opportunity for *DMFR* authors from 2021 is the introduction of pre-funded open access for authors based at eligible institutions. If the corresponding author is affiliated to a participating institution, you may be able to publish open access at no cost to you. This is a really great opportunity for our authors and our community. For more information see <https://www.birpublications.org/pre-funded-oa>

In 2020, we have seen some emerging trends in the topics of submitted articles. These include studies focusing on indications and applications for artificial intelligence algorithms in *DMFR* and the use of fractal analysis. Future submissions on this topic should and need to consider its clinical relevance and potential integration in daily routine. Otherwise, this trend will rather be more like a hype, and thus fail to result in any meaningful impact.

As AI workflows in dental medicine often use methods based on craniofacial imaging, *DMFR* seems to be ideally suited to be a major player and also driver in future innovations in this field. Some other fields that show potential for scientific developments are the use of non-ionizing imaging modalities for orofacial diagnostics. These include MRI and ultrasound, where recent publications have explored their use for diagnostics prior to dental implant placement and for periodontal indications. Both techniques are still far from any routine implementation in daily practice, but it's the task of our scientific community to explore their possibilities and also limitations further, and come up with possible solutions.

With my best regards,

Michael Bornstein

Editor-in-Chief, *DMFR*

Greetings from Pretoria, South Africa,

A fire blazed through the Table Mountain national park in Cape town lasting three horrifying days. The episode dubbed "The Rhodes Memorial Fire" started on 18 April 2021 and the damage was widespread. Those who are familiar with this beautiful city would know that one of the iconic and illustrious tertiary institutions is located at the foot of that very mountain range. Sadly, six buildings succumbed in the blaze including the library; a heritage building. It housed the most extensive collection of African study material in the world and was dear to the community, students and alumni alike. Also damaged in the immediate vicinity was the Mostert's Mill dated 1796 (renovations completed just two days prior). The international response to this disaster was noteworthy and reflected a spirit of humanity and an embedded love for literacy.

The only reported developments for this quarter related to the IADR and the local South African Dental Association. Online and hybrid courses as well as mini conferences are now the norm. There are a fair amount of options related to Continued Education (CE) for professionals and we appreciate all speakers and supporters for organising and keeping the development going. The most recent being a joint venture by the South African Dental Association and University of Witwatersrand for a presentation on radiographic interpretation for general practitioners, a refresher course. These online sources are the main source of CE in the COVID context.

The number of active members in Africa has not changed for the term and all members are urged to renew their membership status. South Africa has two new postgraduate candidates and I wish them well in their journey.

We wish the LOC of the 23rd Congress of IADMFR in Gwangju, South Korea every success for the event.

If there are any developments in Africa, please contact me with the details.

Shoayeb Shaik

IADMFR Regional Director, Africa

Greetings from Japan,

It is with regret that ICDMFR in 2021 will be held on the web and I was unable to go to Korea due to the pandemic of COVID-19. This was also a shame because I was looking forward to experiencing Korean food and culture. However, thanks to everyone's efforts with President Soon-Chul Choi and Korean teams, it has become a very useful conference. I think we have become an academic society that is at the start of a new era.

As of May 2021, Japan has been hit by the fourth wave of the COVID-19 pandemic. This wave is higher than the past waves. This is believed to be the effect of the more infectious variant of the virus. In Japan, the vaccination rate is about only 1%, which is very low. All academic conferences of the Japanese Society of Oral and Maxillofacial Radiology have been changed to be held online. The 13th Asian Conference of Oral and Maxillofacial Radiology was scheduled to be held in Gifu in June 2020, but has been postponed to June 2022. The event will be held online according to the ICDMFR at this time.

Looking ahead to the post-COVID world, there is a possibility that the methods of holding academic conferences will change significantly in the future. However, I think it is very important to actually meet physically and experience foreign cultures, so I hope that the pandemic will be over as soon as possible.

I am looking forward to the world tour of ICDMFR in 2023 and the next congress in London.

Best regards to you and your family,

Yoshinori Arai

IADMFR Regional Director, Asia

Report from Asia



A promotional poster for 'The 13th ACOMFR' (The 13th Asian Congress of Oral and Maxillo-Facial Radiology). The top half has a red background with the title 'The 13th ACOMFR' in large, white, stylized font. Below the title, it says 'The 13th Asian Congress of Oral and Maxillo-Facial Radiology'. On the left, there is a small circular portrait of Prof. Yoshinori Arai, with text identifying him as President of Nihon University. To the right of the portrait is a small graphic of a globe. The bottom half of the poster has a green background with the text 'June 2022 Online' and '(Gifu city, Japan)'. Below this, it lists the cities: 'Gifu', 'Hiroshima', 'Kyoto', 'Osaka', 'Tokyo', and 'Nagoya'. On the right side of the poster is a large illustration of a samurai warrior in traditional armor and a red cape. A small text box near the samurai says: 'Osaka, Nishinomiya created Gifu city. He was the most powerful samurai warrior in Japan.'

Report from Asia



Dear Colleagues and IADMFR members,

While we are progressing through 2021, we have been gradually restoring back to the full capacity of teaching and research. I once again would like to thank our colleagues in Asia for sharing their activities with us and also to everyone who keeps striving during these hard times.

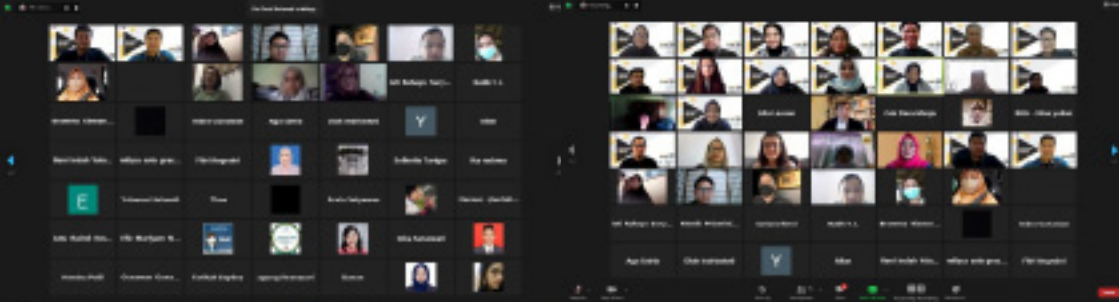
Here I present the latest collection of updates from Asia region including from Indonesia, South Korea, Taiwan, India, Hong Kong, and Malaysia.

Greetings from Indonesia,

COVID-19, is becoming one of the pandemic phrases that has impacted our daily vocabulary. The number of COVID-19 confirmed cases has surpassed 124 million worldwide. The pandemic and its response have had several short-term as well as long term impacts on human health, society, economy and environment. All of a sudden, our worlds and routines have been adapted to prevent the spread of the disease.

During this challenging time, the Indonesian Dento-Maxillofacial Radiology Association (IKARGI) never stop sharing knowledge and activities to all the members, dental practitioners and community, as well. Most of the activities were done by online webinars.

The Association of Dentomaxillofacial Radiology Specialist Alumni from Padjajaran University (IKA-UNPAD) held an online webinar with the title "DMFR Update!" on 12 December 2020. We invited Professor Ingrid Rózyło-Kalinowska from Poland to give insight about Advanced CBCT Diagnostic in Implantology and TMJ Treatment. Moreover, Dr Diana Ioana Pop from France and Dr M Novo Lubis from Indonesia also gave a talk on that occasion on the latest innovation in radiology diagnostics.



DMFR UPDATE!
for the dental services

12 DEC 2020
12.30 - 16.00 WIB

Speakers:

- Dr. Diana Irena Pipit**
The Latest Innovation in Radiology Diagnostic
- Prof. Ignat Rábóto-Kalinoswika, MD, PhD, DSc**
Being Inevitable – Advanced CBCT Diagnostics in Implantology and TMJ Treatment
- dr. H. Nave Lubis, Sp.RKG(K)**
Lis (Sama CBCT Data Processing using ANISO App Free-Dental License 4000 until 1 January 2021)

SKP P3 PGGI
P3 (Gizi) (EABSI)

Join Now!
Price : Rp.138.000
Registration : [bit.ly/DMFR-UM18](#)
Confirmation : [bit.ly/DMFR-DMFRD](#)
Payment : [bit.ly/2022001](#) (Sylvia-Agustia)

Hosts:
[@malibloggers](#) | 0812-5683-7898 (drg. Sylvia)

Partners: [dantakJilia](#) | **ACTION** | **X-MIND** | **SHUNT**

*Terbatas untuk anggota IKRIG

Webinar “DMFR Update!” on 12 December 2021

13

Poster – Community service on 20 February 2021

PENDAHIRAN PADA HIMPUNAN RASMI

PENTINGNYA PEMERIKSAAN RADIOGRAFIK DI KEDOKTERAN GIGI PADA SISWA SMAN 6T

Sabtu, 20 Februari 2021
09.00 - 13.00 WIB

Contact Person:
drg. Realy 0810-4447-748
drg. Audry 0817-080-1900
(Whatsapp Only)

GRATIS + SKP PGGI

TERBATAS!
HANYA UNTUK 50 PESERTA
Link Pendaftaran: <https://forms.gle/mFvRQ18Ujpl0q5>

Organizers: [Dental Unit/Zoom](#) (ID: 8881 88810811 4-17) | [Connect With Us](#) @prograwebloggers

As community service is one of our responsibilities as faculty members, on 20 February 2021 we held a webinar for high school students to share knowledge about the importance of DMFR examinations, as well as the topic of radiation safety. Later on, our association (IKARGI) held a teleradiology and interpretation webinar for dental practitioners and dental specialists on a live chat session on 4 April 2021. In the session, we gave consultations for dental practitioners about their cases by sharing their radiographs and other related information to be discussed.

Finally, we would like to congratulate our journal, Journal Radiologi Dentomaksilofasial Indonesia (JRDI) that has been accredited by the Indonesian journal accreditation and categorised in SINTA 3. We always welcome our colleagues all around the world to send their articles to our journal.

Best regards,

Isti Rahayu Suryani

AAOMFR Director, Indonesia

Menik Priaminiarti

IADMFR Regional Director, Asia



Poster – Community service on 4 April 2021

Greetings from South Korea,

The Fall Scientific Meeting of the Korean Academy of Oral and Maxillofacial Radiology (KAOMFR) was held online using VOD system on 16 October, 2020. There were three special lectures by Prof. Byung Cheol Kang, Prof. In-Woo Park, and Prof. Chena Lee, which were named "Things to think about while teaching/training image dentistry", "50 years history of the Korean Society for Imaging Dentistry, 10 years thereafter", "Wise education in the coronavirus era: the case of Yonsei University" in turn.

Report from Asia



The year-end conference of KAOMFR was held online using VOD system, South Korea on 4 December, 2020. There was one special lecture on "Medical ethics from a oral and maxillofacial radiologist's perspective" by Prof. Byung-Do Lee. Two case presentations of "The imaging characteristics of TMJ chondrosarcoma" by Dr. Bong-Geun Jang (Seoul National University) and "Cavernous sinus Thrombosis Caused by Tooth Infection" by Dr. Chang-Ki Min (Chonbuk National University) were presented.

In the 53rd General Assembly (online) on 19 March, 2021, Prof. Byung Cheol Kang was awarded Heungnong Achievement Award and Suk-Ja Yoon was awarded Cheongsu Academic Award.

The 23rd Congress of IADMFR (ICDMFR 2021) has been prepared successfully, which took place in Gwangju, South Korea under the theme of "Reading and Leading Dentistry" from 28 April to 1 May, 2021.

Prof Min-Suk Heo

President, Korean Academy of Oral and Maxillofacial Radiology



Three special speakers of the Fall Scientific Meeting of the Korean Academy of Oral and Maxillofacial Radiology (KAOMFR) on 16 October, 2020. Prof. Byung Cheol Kang, Prof. In-Woo Park, and Prof. Chena Lee in turn.



The 2021 Year-end Meeting of KAOMFR was held online using VOD system, South Korea on 4 December, 2020.

16

2021
Gwangju
KOREA

2021.04.28 - 05.01



Ganggangsullae was inscribed in 2009 on the Representative List of the UNESCO Intangible Cultural Heritage of Humanity.

Greetings from Taiwan,


Over the past 18 months, the novel coronavirus outbreak has spread to every corner of the globe. Fortunately, COVID-19 did not spread in Formosa Island. All schools (Universities) have been open as usual, people only have to wear face masks and have their body temperature monitored when they enter the campus. Because of the COVID-19 pandemic, there was not much activity of TAOMFR in 2020. On 26 December, 2020, at the combined meetings of the board of directors and the board of supervisors, we encouraged our members to submit abstracts to the congress of 23rd ICDMFR (Figure 1). On 6–7 February, 2021, a CE course for ionizing radiation protection was held at China Medical University, Taichung (Figure 2, 3). On 21 March, 2021, our Annual Meeting and General Assembly was held at the same venue of 21st ICDMFR “Hotel Ambassador, Kaohsiung” (Figure 4). At the beginning of the General Assembly, we showed our appreciation for passed Prof. Si-Long Lian by using a video (Figure 5). <https://fb.watch/4ZNLn0OBrt/>. Prof. Wen-Chen Wang was elected as the President of TAOMFR (2021–2024) in the director meeting on the same day (Figure 6, 7).

We are grateful for KAOMFR efforts and appreciate that Professor Soon-Chul Choi, president of IADMFR, and his team in South Korea have all worked hard, to prepare for the 23rd ICDMFR. TAOMFR registered 4 posters and 1 invited speaker presentation for the online programs. In the advance scheduled online rehearsal by Zoom, it was nice to meet the former *DMFR* Editor-in-Chief Ralf Schulze, and the ICDMFR 2021 Secretariat Yunah Kim (Figure 8, 9).

Ming-Gen Tu

AAOMFR Regional Director, Taiwan

Report from Asia





1 Combined meeting for directors and supervisors, 2020



2, 3 and 4 CE course for ionizing radiation protection, 2021





5 In memory of Prof. Si-Long Lian at the Annual Meeting and General Assembly

6 Prof. Wen-Chen Wang, New President of TAOMFR (2021–2024)



7 Board of directors and supervisors (2021–2024)



8 Online rehearsal for 23rd ICDMFR



9 Online rehearsal for 23rd ICDMFR



Greetings from India,

The Indian Association of Oral Medicine and Radiology (IAOMR) has been organising academic lectures on virtual platforms on a regular basis during the pandemic and will be continuing the efforts in this surge too.

Dr Sunali Khanna, Vice President IAOMR, after the outbreak of the Pandemic has participated in many campaigns organised by renowned organisations like the Nehru Science Centre, Mumbai, Council of Scientific & Industrial Research-National Institute of Environmental Engineering, Indian Council of Medical Research, Indian Dental Association, National Academy of Sciences, Films Division of India, International Association of Dentomaxillofacial Radiology, Asian Academy of Oral & Maxillofacial Radiology, Japanese Society of Oral & Maxillofacial Radiology, Rotary International and Federation of Indian Chamber of Commerce and Industry, as well as schools and colleges.

In all she has participated in 19 Webinars to spread awareness and to motivate the youth to observe the national guidelines and help the needy. As a professional she has taken part in not only online services but also carried out face to face treatment of patients while being mindful of the risk involved. Being a member of the Research Advisory Committee of the Maharashtra University of Health Sciences she is striving to promote inter-disciplinary studies to combat the negative impact of the pandemic. Please see the below posters for more information.

Dr Sunali Khanna

Vice President IAOMR



Presents
A DISCUSSION WITH Distinguished PANELISTS ON
ORAL AND MAXILLOFACIAL RADIOLOGY 2021



Dr. Mahendra Rajpal President | Dr. Rajesh Gawkwad Secretary | Dr. Bimal Moha OMR Convenor

Lockdown : Manage..Motivate..Master



Prof. P. N. Kulkarni, Prof. H. K. Tandon, Prof. S. S. Deshpande, Prof. J. S. Deshpande, Dr. S. S. Deshpande, Prof. S. S. Deshpande

Panellist



Dr. Sunali Khanna

Abstract :
 We have heard so much about Covid and the protocols one needs to follow to stay safe. This webinar is about what care can be taken for the general oral well being of one's own self and their family, while at home. Children in particular are going through a testing phase with online studies. This talk will also bring across ways parents can help the children cope up with this stressful period.

Join Zoom Meeting : Meeting ID: 845 8701 0089 Password: radiology Date : 08th January 2021 Time : 5pm IST

MS (Oral Path) DGO, PhD
ICE
 Vice President, Indian Academy of Oral Maxillofacial & Head Neck Radiology
 President, Asian Academy of Oral and Maxillofacial Radiology (2018-19)
 Member, National Board of OMR (India)
 Member, National Academy of Medicine & Science (India)
 Near Hospital Dental College

Moderator



Dr. Afshan Laheji

Sunday, 28th June 2020 at 11am
 Link : <https://meet.google.com/sxb-donb-yut>

MS (Oral Path) GDC, Mumbai
 Current Vice President of IADR Mumbai. In private practice since last 30 years at Bandra, Mumbai



Nehru Science Centre
 National Council of Science Museums
 Ministry of Culture, Govt. of India
 cordially invites you, to an online

PANEL DISCUSSION COVID-19 & BEYOND
 Challenges & Opportunities

Lockdown Insurance Watch LIVE or YouTube Channel
www.youtube.com/nscmumbai

Tuesday, 30th June, 2020 at 5:00 PM

Organised by
Nehru Science Centre
 National Council of Science Museums
 Ministry of Culture, Govt. of India
 Dr. E. Moses road, Worli, Mumbai-400018

Distinguished Panelists



Dr. Rajesh Gawkwad, Dr. Mahendra Rajpal, Dr. Bimal Moha, Dr. Afshan Laheji, Dr. S. S. Deshpande, Dr. S. S. Deshpande

21



COMMUNITY AWARENESS PROGRAM ON COVID-19 PANDEMIC
 a Discussion with Distinguished Panelists

EVOLVING NEW STRATEGIES FOR PUBLIC HEALTH ADMINISTRATION 2021-22




A Discussion with Distinguished Panelists on COVID ERA CHALLENGES FOR PERSONS WITH DISABILITIES AND THEIR MITIGATION



Prof. P. N. Kulkarni, Dr. S. S. Deshpande, Dr. S. S. Deshpande, Dr. S. S. Deshpande, Dr. S. S. Deshpande, Dr. S. S. Deshpande, Dr. S. S. Deshpande, Dr. S. S. Deshpande, Dr. S. S. Deshpande, Dr. S. S. Deshpande, Dr. S. S. Deshpande, Dr. S. S. Deshpande

Report from Asia



Greetings from Hong Kong,

Two of our colleagues, Dr Andy Yeung and Dr Arthur Sham, have enrolled in the newly introduced IADMFR Education Track. The Education Track supports the IADMFR's core aim of improving standards of education, clinical practice and diagnostic process. On 26 March 2021, they attended an online seminar concerning radiobiology and radiation risks delivered by Professor Sarah Baatout from the Belgian Nuclear Research Centre. The seminar covered the basic yet crucial knowledge for all dentists, as taking radiographs has become an essential part of our daily life. The seminar also covered the latest research findings about radiation biomarkers and the effect of radiation from CBCT imaging on various biomarkers. It was a highly enlightening occasion and triggered the attendees to have an active discussion. It is expected that subsequent activities from the Education Track will continue to stimulate our minds and we encourage interested colleagues to enroll in the program.

Meanwhile, our alumnus Dr Frederick C.S. Chu has recently taken up the role as the Editor-in-Chief for the journal *Current Dentistry*. Submissions including, but not limited to, dentomaxillofacial radiology are welcomed.

Last but not least, pleased to see you all at the 23rd Congress of IADMFR via the online format. And hope that the COVID-19 pandemic can be over soon.

Best wishes,

Dr Ray Tanaka, Dr Andy Yeung and Dr Arthur Sham

The seminar

The screenshot shows a Zoom meeting interface with a slide. At the top, there are four video thumbnails for participants: Sarah Baatout, Dr Ray Tanaka, Dr Andy Yeung, and Dr Arthur Sham. The slide content includes the SCK CEN logo, the title "What can radiobiology bring to dento-maxillo facial radiology?", the speaker's name "Prof Sarah Baatout", and her contact information: "Head Radiobiology Unit, Belgian Nuclear Research Centre, SCK CEN, Mol" and "sarah.baatout@sckcen.be".

Greetings from Malaysia,

The COVID-19 pandemic and its impact psychologically and economically has highlighted the many ongoing challenges that we continually face in our field of Oral and Maxillofacial Radiology. Though there are immense difficulties, the health care workforce has shown considerable leadership, competence and efficiency thereby ensuring that we are able to adapt at an overwhelming rate to meet these challenges. After this pandemic is over, we need to collectively review the gaps in policies and the speed of decision making so that we will be able to work together with few challenges in future.

In Malaysia, all the dental educational institutions formulated Standard Operating Procedures using evidence-based strategies and government protocols to reduce the spread of SARS-CoV-2 virus. Delivery of dental education was predominantly online during the peak of the pandemic phase, although the effectiveness of the same is debatable. Students and dental professionals attended many online webinars conducted across the globe, keeping their morale and resilience intact.

In the month of July 2020, Associate Professor Dr. Norliza Binti Ibrahim, from University of Malaya (UM), conducted a webinar and briefed attendees about infection control procedures while taking dental radiographs during COVID-19. Prof. Dr. Phrabhakaran Nambiar, Dr. Norliza and Dr. Muhammad Khan Asif from UM conducted a webinar on "A Novel 3D Method of Dental Age Estimation". Many private universities also conducted internal webinars and rapid reviews in Oral Radiology to share knowledge with their students.

Our entire planet has not come out of the ghastly effect of the COVID-19 pandemic yet, so we should let human beings from all walks of life be more humane and united to ensure the victory of humanity.

Dr. Subashini Suyambukesan

Director, Asian Academy of Oral and Maxillofacial Radiology (AAOMFR),
Malaysia

Report from
Asia



Report from Europe



Dear Colleagues,

When writing this report, we have just attended the first hybrid ICDMFR meeting organised by Professor Soon-Chul Choi, President of IADMFR, and his team in South Korea. We would like to congratulate Professor Choi and the team on a very successful congress that has provided the association and members with a lot of new experience and knowledge; both scientifically and also on how a hybrid congress is carried out. We learned that although we are not able to gather, we can meet virtually and share our reports, scientific presentations and lectures. We can be anywhere in the world and the technique still works excellently. The IT-team in Korea really did a great job and so did the organising staff. Admirable considering that this was not what you all expected when you bid for the congress in 2017.

There were of course challenges, people around the world had to get up very early in the morning or stay awake very late in the evening or in the middle of the night to attend meetings and sessions, to give lectures or to chair sessions. In addition, all lecturers from outside of Korea (except Dale Allan Miles who made it all the way to Korea despite quarantine demands) had to record their lectures and submit them ahead of the congress. Again, everyone carried out their tasks

with excellence, even though some had little experience prior to the congress. Our gratitude to IADMFR's now past President Professor Choi and the organising team in Korea, to the IT-team, to AIM and to the Board of IADMFR headed by Reinhilde Jacobs, for organising the 23rd ICDMFR in Korea – and the world.

The two years that has passed between the IADMFR Congresses in Philadelphia and Gwangju, Korea, turned out to be completely different from anything we have earlier experienced. Looking back, 2019 was what we considered normal and took for granted while 2020 and 2021 evolved into something called “new normal”, which is rather “new reality”, but not necessarily normality. We have all increased our knowledge in virtual reality, meeting and teaching via Zoom, Teams, Skype, etc.

One of the most important activities of the European academy of dentomaxillofacial radiology (EADMFR) designed for young members, is the EADMFR Junior Meetings. The meetings gather young promising researchers and specialist trainees in DMFR, giving them a chance to learn and network. For obvious reasons, EADMFR hasn't been able to carry out a meeting during 2021. We hope to be back with similar events soon, virtually and hopefully in near future onsite again.

The EADMFR and the local organising committee in Lublin, Poland, chaired by Ingrid Różyło-Kalinowska, are planning the 18th European Congress on Dentomaxillofacial Radiology (ECDMFR) in Lublin, Poland, 9–11 June 2022. Following many discussions and careful considerations, taking external circumstances related to the COVID-19 pandemic into account, the EADMFR Board and the Local Organising Committee of the 18th European Congress of Dentomaxillofacial Radiology recently decided that it will be a virtual Congress 2022. Although, at this moment the pandemic situation in Europe seems to be getting better, there are still uncertainties. It is crucial for EADMFR to organise a Congress that is not compromised by the pandemic situation and that gives all members and colleagues around the globe a chance to participate despite possible restrictions. Some may not be able to travel in one year's time for various reasons, including higher costs of travelling. EADMFR is a European-based Academy, but we always count on members from other continents, and a virtual congress will give us the chance to welcome colleagues from all parts of the world. Now that it has been decided how the Congress will be conducted, the LOC has started to work on the programme. Please save the dates for the ECDMFR 9–11 June 2022 and prepare for participation. For more information on abstract submission and registration, follow the congress website for more news: <https://ecdmfr.eu>

There is no doubt that times are challenging due to COVID-19. Some of you are perhaps less active than usual, while others are working harder than ever to try and keep things running despite the situation. We still need well trained dentists, researchers and DMFR specialists, so we have to go on with our tasks, even though they are sometimes challenging.

We hope to see you all soon again.

Best wishes from the regional directors in Europe,

Eva Levring Jäghagen, Umeå University, Sweden

Ingrid Różyło-Kalinowska, Medical University of Lublin, Poland

Report from Latin America




Dear colleagues,

Unfortunately, the pandemic has lasted longer than anyone had hoped. Our region is still being hit, as is the whole world. Almost all on-site events have been cancelled or postponed.

Hopefully, specialty programs on DMFR have been able to adapt relatively easily to online environments, and tele-radiology is more useful than ever.

As we previously reported, our Latin American Congress on DMFR, to be held in Costa Rica in March 2020 was cancelled. However, it was replaced by a series of online conferences given not only by Latin American radiologists, but also by colleagues from the USA, Poland and India. As a region, we have found this pandemic to be an opportunity to strengthen links among us.



Regarding Brazil, as we write this report, the pandemic situation is extremely severe and the numbers, unfortunately, are among the worst in the world. Even though this is not the place to discuss the many reasons that led us to this chaotic situation, certainly it has affected DMFR. As we mentioned two reports ago (Newsletter Vol. 49, No.1) the 23rd meeting of the Brazilian Association of Oral Radiology (JABRO - 2020) that would happen on August 20–22, 2020 in Goiania, was postponed to the second semester of 2021 (October 27–29, 2021). Again, due to the current situation (especially the delay in vaccination), the Brazilian Association of Oral Radiology (ABRO) have decided to cancel the meeting and focus the efforts on the organisation of the next CONABRO (11th Brazilian Congress of Oral Radiology), keeping the event in Goiania but changing it to October 19–22, 2022. In order to compensate for this scientific gap and due to some

changings in ABRO's bylaws, the association is planning to publish two books by the end of 2021, focused on digital dentistry and maxillofacial applications of ultrasound.



The new focus on radiation protection that was planned at the end of 2019 (RDC #330 December 20 2019) – finally addressing regulations on extra oral radiology, CT, MRI and interventional radiology – found the pandemic an obvious barrier to evaluate its general effectiveness. Even so the ABRO's president, Dr. Mauricio Barriviera, confirmed that the association has been in constant contact with the Brazilian Health Regulatory Agency (ANVISA) in order to clarify and guide the new routine on radiation protection for oral radiology clinicians. Dr. Barriviera also highlighted that members of the association's executive committee have been participating in meetings with the Federal Council of Dentistry, as requested by the ABRO's members, in order to discuss hot topics in oral radiology (mainly digital dentistry and ultrasound), and has received full support from the councilors.

Finally, we believe that at least the first semester of 2021 will be like 2021 so far in terms of the pandemic, so almost all events will continue to be online. As a region, we are expecting to meet again, this time in person, in our next Latin American Congress to be held in Chile in 2022.

Take care and best wishes from the Latin American Directors,

Anne Oenning, Brazil

Alejandro Hidalgo, Chile

Enrique Sierra, México

Report from the Middle East



Greetings from Saudi Arabia and the Middle East.

Dear Colleagues,

This is a summary report for the term of ME Regional Directorship. The report includes some statistics, challenges and opportunities.

After the last board meeting and the discussion with African Region Director, our region (The Middle East) has been identified as the following countries/states: Bahrain, Egypt, Iran, Iraq, Israel, Jordan, Kuwait, Lebanon, Oman, Palestine, Qatar, Saudi Arabia, Syria, United Arab Emirates, and Yemen (15); and represented by one director. During the last 2-year term we have added 3 active members from Saudi Arabia to reach a total number of 12 active members. We have no information regarding other countries of the region.

If the information is the same since 2019, the total number of members from our region is 20 (from 4 countries).

Several DMFR activities have been conducted and reported within our periodic newsletters. Those included conferences and symposia, lectures, workshops, and other CDE activities.

Our members have been active promoting and representing the DMFR specialty and the organisation.

During the past few months and since our last issue of IADMFR newsletter the Oral and Maxillofacial Radiology (OMFR) Division of King Saud University (KSU), Riyadh had continued organising monthly public webinars for continuing education in OMFR with topics serving the interest of DMFR community and related specialties. Topics included Role of CBCT in Minimizing Surgical Complications in Treatment of Maxillofacial Fractures and Osteotomies, CBCT in Endodontics- Where do we stand and to where are we going?, A novel three dimensional age estimation method using CBCT in Malaysian population, Medication Related Osteonecrosis of the Jaw (MRONJ) – Correlating Clinical features with CBCT Presentation, Assessment of 3D Facial Surface Imaging Systems- A Critical Review of Literature, and Correlation between radiographic hand-wrist maturation and cervical vertebral maturation for growth assessment.

The webinars were well attended nationally and internationally. More monthly webinars are underway (<https://www.facebook.com/groups/1378101865913746>).

The Saudi Board of Oral Medicine and Pathology (SBOMP) has initiated an Advanced Oral and Maxillofacial Radiology course for its trainees. The course has been organised and delivered by the Division of Oral and Maxillofacial Radiology at King Abdulaziz University – Faculty of Dentistry (KAUFD), Riyadh.

We are facing several challenges. There is still no access to contact information from our membership database from the different countries of our region. And we still share the common concern of very limited new memberships in addition to the losing of some over time. However, we are very optimistic with the new initiatives and collaborative works by the different committees and directors of IADMFR.

Finally, we would like to thank all those who supported the mission and vision of DMFR in our region and the IADMFR at large.

Sincerely,

Dr. Emad A. Khan

IADMFR Middle East Regional Director

Report from North America



Greetings from the United States of America and Canada! Salutations des États-Unis d'Amérique et du Canada!

Although COVID will dominate our lives for the foreseeable future, our specialty has continued to thrive, patients are investigated, reports are written, students are taught and manuscripts published. The advent of spring and summer brings both longer days and the hope yet again of new life. The plethora of vaccines available globally also brings a cautious optimism that we may soon return to some resemblance of normality in which we can all again meet face-to-face. In the meanwhile in the best interests of the common good we continue to live in our "virtual reality".

The substantial global curtailment of dental activity in the operatory as our profession endeavoured to restrict aerosol generating procedures (AGPs) to the minimum in order to protect our colleagues and staff, families and communities, opened the doors to new ways in which we practice our craft. "The guidelines of oral and maxillofacial imaging; COVID-19 considerations" of American Academy of Oral and Maxillofacial Radiology's Task Force, which were published early this year, were based on "best evidence" from around the globe from the Americas, Europe and Asia. These guidelines revealed that the foundation of a post-COVID-19 world in oral and maxillofacial imaging has already been laid.

The human spirit will find a way forward to triumph over the tragedy of COVID-19. And likewise, those of us in the dentomaxillofacial radiology community will continue to play our role, with the remainder of the worldwide dental community, in providing for those in need of dental therapy.

Respectfully submitted,

Professor Jeffery B. Price and Dr David MacDonald

IADMFR North American Directors

Obituary: Laetitia Brocklebank (1952–2020)

By now, most of us will have heard of the unexpected death of our colleague and friend Laetitia Brocklebank. Laetitia had worked at Glasgow Dental Hospital and School for almost 30 years and made many contributions to the radiology specialty and to teaching. She “officially” retired from her post as a Senior Clinical Lecturer/Honorary Consultant in Oral Radiology in 2015, only to return about 10 months later on a part-time basis. This continued until July 2020, when she was appointed as Honorary Senior Research Fellow at the University of Glasgow. Her untimely passing brings great sadness and there have been hundreds of messages of condolences sent to the University and the Dental Hospital from friends of Laetitia in all parts of the world.

Laetitia Mary Finlay was born in the spring of 1952 in Beckenham, Kent, the daughter of John and Jane Finlay (née Hepburn), both of whom were Scottish by birth and ancestry. Her parents were strong role models for Laetitia’s life and career. Her father was in the legal profession and rose to be a High Court Judge. Her mother was also a high achiever, eventually becoming Vice-Chairman of the UK Equal Opportunities Commission. At 18 years of age, Laetitia started as an undergraduate dental student at Guy’s Hospital, London. She graduated BDS (University of London) in 1975, but after two years she was attracted to undertake postgraduate studies in Dental Radiology. When, in the 1970s, Professor David Smith took over the Department of Dental Radiology at Kings College Hospital, one of his early projects was to set up a Master’s degree. His aim was to find and train dentally qualified people to supply the needs of Dental Radiology departments wherever in the world they would be required. Laetitia Finlay is remembered as a delightful, intelligent and highly motivated postgraduate student under the tutelage of David Smith, Brian O’Riordan and Malcolm Bishop. She graduated with her MSc in 1978.

In the summer of that year, shortly after her MSc exams, Laetitia met her future husband Malcolm Brocklebank. They married in July 1980. After her Master’s degree, Laetitia did some teaching at Guy’s and clinical work at Greenwich Hospital, but hoped to find a substantive position. Fortunately, at this time a new Dental School had opened in Hong Kong and a Head of the Radiology Department was being sought. Despite an initial reluctance to apply, Laetitia was encouraged by her husband and by Prof. David Smith to do so, resulting in her being offered the post, which she took up in 1981. During her time in Hong Kong, Laetitia became involved in forensic dentistry, co-developing an identification method based on superimposition of a radiograph of the skull of an unknown person over a photograph of the possible match. She worked with the Hong Kong police on identification of bodies, including in several murder cases.

In her spare time, Laetitia and her husband enjoyed sailing their 28-foot wooden sloop, "Arawa", taking part in regular race events, and she became the first female member of the exclusive Aberdeen Boat Club.

In 1984, while working in Hong Kong, Laetitia was successful in passing the examination for the Fellowship of the Royal Australasian College of Dental Surgeons (FRACDS) a qualification seen as essential for consultant-level status. It was also during her time in Hong Kong that the Diploma of Dental Radiology (DDR, as it was called then) of the Royal College of Radiologists (RCR) was established in the U.K., along with the training programmes that went with it. It must have been a challenge for Laetitia to obtain this qualification while working abroad, but she went on to obtain the DDR in 1988.

Although she had enjoyed her position in Hong Kong, Laetitia moved to Scotland in 1989, taking up a post at the Edinburgh Dental Hospital and School. Unfortunately, the School was scheduled to be closed soon afterwards. Although she continued to live in Edinburgh, she moved to the University of Glasgow as Clinical Senior Lecturer in Oral Radiology. Her time in Glasgow is recalled by past students with affection for her distinctive style of teaching and as a mentor. In 1997, Oxford University Press published her textbook "Dental Radiology. Understanding the Dental Image". She also produced a steady output of journal papers, focusing on clinical aspects of radiology. She developed a clinical service at Glasgow in videofluoroscopy.

Laetitia was a consistent contributor to the British Society of Dental and Maxillofacial Radiology (BSDMFR), joining in 1978. After her return from Hong Kong, she resumed her active membership, presenting numerous clinical case reports and other presentations. None of us who were peers of Laetitia will forget her clear voice and measured style of lecturing. Her service to the Society was recognised when she served a term as President from 1997–99. She was an enthusiastic attendee of IADMFR meetings and was successful in submitting a bid to host the ICDMFR Congress of 2001 in Glasgow, coinciding with the term of office of Douglas Lovelock as President of the Association. She was very proud of this achievement. She was also an enthusiastic supporter of the development of a new European Academy of Dentomaxillofacial Radiology (EADMFR) in the early 2000s. Around the same time, Laetitia developed a new relationship with her partner, Professor Paul van der Stelt. She spent time in the Netherlands with him and made great efforts to learn some Dutch. They travelled widely together, both for pleasure and as part of their mutual involvement in EADMFR.

They were both founding committee members of the fledgeling organisation; Laetitia became Treasurer and Paul became Secretary, lending their considerable professional experience to the establishment and success of the new Academy. Their contributions were recognised by both being granted Honorary Membership of EADMFR. We will miss seeing them together at future congresses and the chance to share some time with them. Our deepest condolences go to Paul.

Laetitia was awarded the Fellowship in Dental Surgery from the Royal College of Physicians and Surgeons of Glasgow in 1993, but it will be for her support of the Royal Odonto-Chirurgical Society of Scotland that many Scottish dentists will remember her. She rarely missed a meeting from joining in 1990 and served as its President from 2003–2004. Her support for Dental and Maxillofacial Radiology in Scotland was second to none; all the current consultants in Scotland, and others, benefitted from her dedication as a trainer over the years and we will miss her greatly as a friend and colleague.

Laetitia was well known in Edinburgh for organising musical evenings with fine dining and wines. One other achievement that she was fond of telling people about was the fact that she was on the final flight that Concorde made before being taken out of service. Concerning slower means of transport, Laetitia was a keen cyclist, having purchased an electric bike a few years ago. She had taken part in multiple long-distance challenges with "The Pedalling Profs" from Glasgow and Newcastle Dental Schools and, more recently, raised funds for Retina UK by taking part in their Tandem Cycle Challenge.

While her professional contributions have been invaluable to the speciality of Dental and Maxillofacial Radiology, it is her personal qualities that we remember with special fondness. On both professional and personal levels, Laetitia was a mentor for numerous staff and students in Glasgow and throughout Scotland. Her passion for the speciality inspired many dentists whom she successfully trained to become radiologists. Her kindness and friendliness to others was exceptional. Socially, she breathed charisma into a room at our DMFR gatherings at home and abroad. She leaves many happy memories behind. We will all miss her vivacity and good humour.

Keith Horner, incorporating valuable contributions from her friends and colleagues Malcolm Bishop, Malcolm Brocklebank, Jackie Brown, Elizabeth Connor, Peter Hirschmann, Douglas Lovelock, Brian O’Riordan and John Rout

Laetitia Mary Brocklebank [nee. Finlay] passed away recently in Edinburgh.

Following undergraduate and post graduate training in London, she was appointed Lecturer in Dental Radiology at Hong Kong University, based at the Prince Phillip Dental Hospital in Sai Pun on Hong Kong Island [1981–1989]. She worked at Edinburgh Dental Institute from 1989, before being appointed as a Senior Lecturer and Honorary Consultant in Radiology at Glasgow University Dental Hospital and School in 1991, staying there until her retirement. Following her retirement she still continued to work at Glasgow Dental Hospital as an Honorary Senior Research Fellow until earlier this year.

As Vice-President of IADMFR at the time, she was an important member of the team that organised the 2001 ICDMFR in Glasgow. She is also a Past-President of the British Society of Dental & Maxillofacial Radiology and a founder member and the first Treasurer of EADMFR. She was recognised generally by the dental profession in Scotland when she was elected President of the Royal Odonto-Chirurgical Society of Scotland [2003–2004].

34

Although a private person, Laetitia greatly enjoyed attending national and international professional conferences, always taking a very active part in both the scientific and the social aspects of the occasion.

Outside of her professional life, she enjoyed socialising and the finer things in life. Also, she was well known in Edinburgh, where she has lived since 1989, for organising musical evenings with fine dining and wines. One other achievement that she was fond of telling people about was the fact that she was on the final flight that Concorde made before being taken out of service. Concerning slower means of transport, she was also a keen cyclist, taking part in long distance rides to raise funds for charity.

She will be sadly missed by friends and colleagues around the world.

Douglas Lovelock, President of IADMFR 1999–2001.

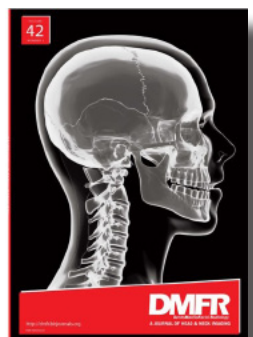
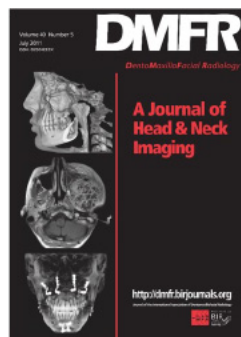
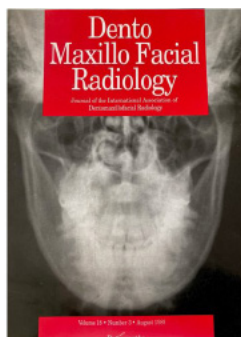
DMFR 50th anniversary

2021 sees the publication of the 50th volume of *DMFR*. To celebrate, a series of review articles has been commissioned which are being published in issues throughout the year. We kicked off the series with two Editorials in issue 1: one from current Editor, Michael Bornstein, introducing the 50th volume and a second written by former editors, Stuart White, Douglas Benn, Peter Hirschmann, Sharon Brooks and Ralf Schulze reflecting on their time as Editor. The anniversary articles were commissioned to cover different aspects of the journal scope and also to reflect back on some of the major milestones in the field. They include topics such as a review of the last two decades of CBCT, development of diagnosis of caries over time, radiobiological risks of imaging, the development of digital diagnostic equipment, and the future of AI in the discipline. They will be collected together on a webpage when they have all been published.

All IADMFR members have full access to all articles published since the inaugural issue in 1972. To read archive articles, log in to the IADMFR website at <https://iadmfr.one> and follow the links to the journal.

Due to the COVID-19 pandemic we were sadly unable to meet at the congress in Korea to celebrate together. Instead we have made a virtual celebration in the form of a video to celebrate this tremendous milestone, with wishes sent from many people around the globe. Watch the video at <https://vimeo.com/531281830>.

DMFR covers through the years.



Forthcoming Meetings

May-July 2023

IADMFR World Tour

Various locations globally

Virtual with onsite event in Brussels

If you would like to contribute any news, book reviews or articles to the IADMFR newsletter then please e-mail *publications@bir.org.uk* with an outline of your proposal.

Advertising

Advertising opportunities are available in the IADMFR newsletter and the *DMFR* journal and website. Please contact *advertising@bir.org.uk* for more information.