



- PRESIDENT'S REPORT

- SECRETARY GENERAL'S REPORT

THE INTERNATIONAL ASSOCIATION OF  
DENTO-MAXILLO-FACIAL RADIOLOGY

# NEWSLETTER

Vol.49 No.1 2020



**DMFR**  
DentoMaxilloFacial Radiology

**A Journal of Head & Neck Imaging**

# Submit to **DMFR**

**Publishing the very best research in  
dental, oral and maxillofacial radiology**

- Average submission to first decision: 3 weeks
- Constructive peer-review
- 2018 Impact Factor = 1.525
- 5-year Impact Factor = 2.268
- Eminent, international Editorial Board
- Average acceptance to online: 2 weeks
- Open access option
- Indexed on PubMed, ISI, Scopus and Embase

**[www.editorialmanager.com/dmfr](http://www.editorialmanager.com/dmfr)**

- 2 Report from the President
- 5 Report from the Secretary General
- 6 Report from the Journal Editor
- 9 Report from Australasia
- 10 Report from Africa
- 11 Report from Asia
- 25 Report from Europe
- 28 Report from Latin America
- 31 Report from the Middle East
- 33 Report from North America
- 36 Forthcoming Meetings

## Report from the President



Dear IADMFR members and colleagues,

These days are very difficult times for everyone including healthcare providers.

I hope you and your family are all healthy and we will be able to return to our daily normal lives soon.

In this difficult and uncertain situation caused by COVID-19, members of the organizing committee of ICDMFR 2021 are devoting their utmost efforts to make the 2021 meeting a successful one.

The 23rd Congress of IADMFR (ICDMFR 2021) will take place in Gwangju, South Korea under the theme of “Reading and Leading Dentistry” from 28 April–1 May, 2021 while the pre-congress meeting will be held on 27 April.

I would like to take this opportunity to introduce the logo of ICDMFR 2021 which uses a story-telling image of a Korean tradition named “Ganggangsullae”.

2

2021  
Gwangju  
KOREA

2021.04.28 - 05.01



Ganggangsullae was inscribed in 2009 on the Representative List of the UNESCO Intangible Cultural Heritage of Humanity.

Ganggangsullae is a seasonal harvest and fertility ritual popular in the southwestern part of South Korea, performed primarily on Korea's Thanksgiving in the eighth lunar month.

It means friendship and harmonious relationships with respect to cultural diversity and human creativity. We wanted to symbolize that ICDMFR 2021 in Gwangju is a festival where all members of IADMFR and colleagues gather and harmonize together.

ICDMFR has been serving as a platform for interaction between world experts in Dentomaxillofacial Radiology. The program of ICDMFR 2021 consists of four keynote lectures, invited sessions with 21 speakers who will lead us to a world of new knowledge on a variety of topics or to a world of systematic review. There will also be oral and poster presentations, technical exhibitions and various social programs.

## Congress schedule

April 26 (Monday): IADMFR Board meeting

April 27 (Tuesday): Pre-congress scientific meeting in the morning

Pre-congress tour in the afternoon to Damyang Juknokwon  
(bamboo garden)

(<http://www.juknokwon.go.kr> - sorry, but it's only in Korean)

April 28 (Wednesday): Opening Ceremony in the morning,

Welcome reception in the evening

April 29 (Thursday): Congress tour in the afternoon to Suncheonman Wetland

(colony of reeds - <http://www.suncheonbay.go.kr>)

April 30 (Friday): Gala Dinner in the evening at Ogaheon (traditional Korean house)

May 1 (Saturday): Closing Ceremony at noon

## Important dates

Abstract Submission Open: 25 April (Sat), 2020

Abstract Submission Due Date: 28 September (Mon), 2020

Registration Open: 4 May (Mon), 2020

Early-Registration Due Date: 28 October (Wed), 2020

Pre-Registration Due Date: 1 March (Mon), 2021

Further information including the overall program and important dates has been posted on the website (<http://icdmfr.org>). Please check upcoming schedules and updates via the Congress website.

I sincerely invite all of you to the 23rd Gwangju Congress of IADMFR in 2021. Please come and share your academic knowledge, build friendships between members and colleagues and enjoy Korean culture and nature.

4

Thank you very much in advance for your strong support.

**Soon-Chul Choi**

President, IADMFR

Dear IADMFR members, dear colleagues and friends,

The current extraordinary times may call for exceptional decisions, yet at the same time allow creative minds to introduce innovative solutions. While the world is uniting to beat the same foe, associations like IADMFR are offering a worldwide network of colleagues and friends, allowing the necessary cohesive strength. This unseen crisis has quickly taught us that digitalisation is a homeopathic approach to respond to the virus. Our imaging specialty not only fits into this approach, it may also allow for new answers not only to diagnostic but also therapeutic challenges. We can all smile and happily look forward to future imaging advances. Meanwhile, we are also moving on preparing for the IADMFR congress in Gwangju, Korea (28 April–1 May 2021). President Choi and his team are working very hard to offer us a high quality congress. Together with the local organising team, we will consider offering a mix of online and onsite events, to ensure that the congress can take place with maximum participation. Please visit the congress website [icdmfr.org](http://icdmfr.org) and also take a look at the association's website [iadmfr.one](http://iadmfr.one).

The ambitious programme of the IADMFR for the next few years will now include hybrid congress solutions (online and onsite) along with further digitalisation serving education, training and clinical support. Initiatives include the establishment of a unique adopt-a-member programme to create opportunities for promising students, clinicians and researchers from less favoured regions or low income countries. Along the same lines, IADMFR will launch the IADMFR educational track initiative with the first clinicians achieving a stationary test at the 2023 ICDMFR congress. IADMFR wants to open doors for all worldwide, welcoming promising dentomaxillofacial radiologists to join our association and support its future initiatives.

Looking forward meeting all of you in the near future online or onsite at ICDMFR 2021 in Korea!

**Reinhilde Jacobs**

Secretary General IADMFR

## Report from the Secretary General



## Report from the Journal Editor



Dear colleagues, dear friends,

We are all encountering a time none of us has experienced before. Social life and life in general has dramatically changed since the onset of the COVID-19 pandemic. This fact also holds true for *DMFR* and the activities of its editors and the London-based publisher BIR. Regarding the editors, some of us were and still are heavily involved in clinical (patient) work and thus have limited time for the editor job. Also another result is clear: many authors seem to have more time now for manuscript preparation and submission, probably due to home working. The submission data clearly illustrates this: while between 1 March and 30 April in 2019 a total of 98 submissions were received, for the same period this year during a worldwide lockdown a total of 115 manuscripts were submitted. This is an increase of 17% in comparison to the previous year, which was already the year with the highest number of total submissions to the journal ever (Fig. 1).

6

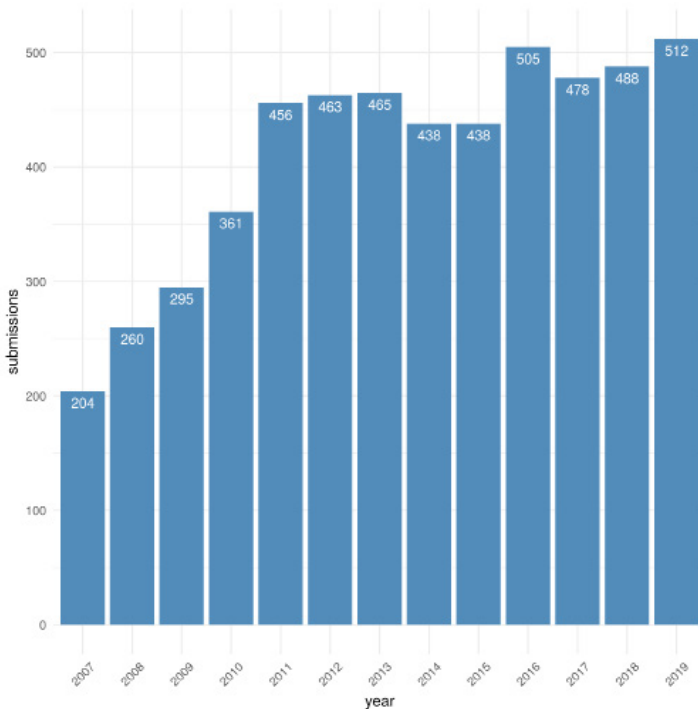


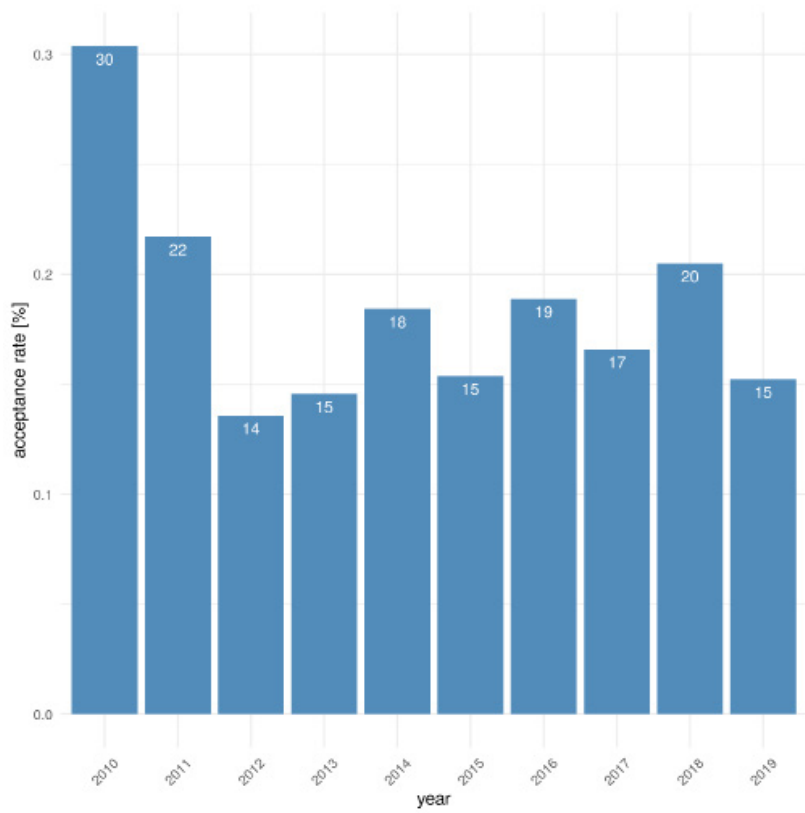
Figure 1: Number of submitted manuscripts ("submissions") to the journal per year from 2007–2019



While the fact that the number of submissions reached an all-time high in 2019 is very encouraging for the journal, we still should all bear in mind the increasing workload for the reviewers and the editors to ensure timely, objective and also selective manuscript processing. This is particularly demanding during the pandemic with all its hazards and organizational requirements. I only want to emphasize this here since we received many queries from authors regarding the processing timeliness of their own manuscripts. Please, be a little patient in these troublesome times. I can assure you that the editors, the reviewers and also the publisher aim to conduct the process as quickly as possible, despite the currently difficult circumstances.

The acceptance rate for the journal in 2019 was very low, only 15% (Fig. 2).

Figure 2: Acceptance rates from 2010–2019



On the one hand, this is an indicator of high standards being applied by the editors. On the other hand, obviously, as the number of issues remains the same, the more submissions we receive the more we may reject. This issue may have to be discussed among the Board of Directors in future and the future editor of the journal. As you all know, my term as editor will terminate in the end of June this year. The search panel that was established during the Philadelphia congress last year has been very active and is currently in the process of final decision making. It is quite a lengthy procedure in an attempt to appreciate all the different characteristics and requirements of the position as well as the skills and experience of the candidates. However, I am very sure that the search panel will soon have identified an excellent candidate as Editor-in-Chief.

This is my last such report as editor of *DMFR*. I admit that I really enjoyed my time in the position, but nevertheless it involved a lot of work! During all this time the support by the entire team of editors and the publisher was excellent. I really thank you all for your continuous extremely valuable support and collaboration.

Thank you everyone for your kind trust in me and your support throughout nine years of editorship!

8

Although I will always offer my help and support if needed, I am also looking forward to from July being an author and, probably every once in a while, reviewer for *DMFR*.

With best regards,

**Ralf Schulze**

Editor-in-Chief *DMFR*

Dear IADMFR members, dear IADMFR friends,

The year 2020 started with a global disaster, called COVID-19. The pandemic is holding the whole world hostage. I sincerely hope you are doing fine and that you and your loved ones are safe and well. Our aspirations to attend meetings in 2020, like for instance the EADMFR in Israel, have all suddenly come to a halt, as travel bans force us all to stay put. Meetings held in the cloud and thereby often invading each others homes have become commonplace. I am convinced that online meetings will be a trend and a common aspect of future international meetings. Imagine attending the IADMFR Congress from your office, sofa or back yard! It will all be reality soon.

This is my second and final contribution to the IADMFR newsletter as I have very sad news to tell you: IADMFR Perth 2023 is cancelled due to unforeseen circumstances. I sincerely regret that due to local incidents, my distinguished colleague and co-chair, Dr. Louise Brown, had to step down from the 2023 organizing committee. With no local support at hand, I am left with no other choice than to resign as 2023 congress organizer. I know this must come as a major disappointment to many of you. Please accept my apologies.

I wish to thank all the supporters in Philadelphia who voted for Perth to be the venue for the 2023 meeting. It would have been the first time for the IADMFR scene to come to Australia. As happy and delighted as I was then after the Philadelphia vote, so sad and disappointed am I now having to announce this unfortunate news.

Let's hope the travel restrictions and COVID-19 will all be over in the near foreseeable future and that we can all meet as a happy DMFR family again at the 2021 ICDMFR in Gwangju (Republic of Korea), where I hope to see many familiar faces again mingled in a mass of young fresh new followers.

Respectfully,

**Associate Professor Dr. Johan Aps**

## Report from Australasia



## Report from Africa

Greetings from South Africa and prayers of health and safety for all.

As I compile this report, we have passed week three of the nationwide lockdown and just recently received an extension to the end of April. The situation in the country is still unpredictable and national efforts to “flatten the curve” are somewhat delayed. South Africa has been lauded on the international scene for its reactive stance in the fight against COVID-19, yet the situation remains fluid. On the streets, people struggle for food as a lack or reduction of income takes its toll on daily sustenance. All non-essential personnel have been instructed to stay home and the majority have followed this advice.

Unofficial statistics from Africa (total of 54 countries) are as follows:

- 4/5 countries active in 2019 (South Africa, Tunisia, Gabon, Nigeria, Reunion)
- Africa demographics recognize 28 countries excluding Egypt
- 8 active IADMFR members in 2020 (all from South Africa)
- 18 recognized OMR in Africa

South Africa has a structured masters program in Maxillofacial Radiology that takes 2–3 years. Last year we had two candidates graduate with one being from South Africa and one from Kenya. This year (2020) we had one candidate graduate in April (virtual graduation) and hope to have another four graduates by the end of the year.

The proposed CBCT course to be presented by Prof R Wood in June of 2020 has been postponed until further notice. There are no other events planned for South Africa and I am not aware of any events planned for Africa as a whole region. I hope to have more information by the next report. My predecessor Prof C Noffke had officiated plans to work on the recognition of MFR as a speciality here in South Africa and I hope to join her on this journey. I am pleased to still have the mentorship of Prof M E Parker and Prof C J Nortje.

**Shoayeb Shaik**

IADMFR Regional Director, Africa

Greetings from Japan,

The 13th ACOMFR Asian Congress of Oral and Maxillofacial Radiology and the 61st JSOMR (Japanese Society of Oral and Maxillofacial Radiology) in Gifu, Japan were postponed because of the COVID-19 pandemic. 90 presentations were submitted by approximately 10 countries and 7 special presentations were scheduled. In addition, an ultrasound hands-on course was planned. We are thankful for the efforts involved and hard work of our members on these events. When the pandemic is overcome, a new schedule will be proposed and agreed with AAOMFR and JSOMFR. It is possible that the 13th ACOMFR would be moved into the first week of June 2022. However, it is not yet confirmed.

We hope for the world to deal with the COVID crisis as soon as possible. Infection control when performing dental X-ray is very important at this time (see the below figure). Be careful when working.

We would like to meet you at the 23rd ICDMFR in 2021 Gwangju, Korea. Korea overcame this pandemic very early. Therefore, we should learn about that model in the next meeting.

### Yoshinori Arai

IADMFR Regional Director, Asia

Contamination of radiography equipment, visualized under black light

Shoko Gamoh, Hironori Akiyama, etc.  
Compliance with infection control practices when taking dental x-rays: Survey of a Japanese dental school, Clinical and Experimental dental Research vol 4 ,158-166 2018

## Report from Asia



## Report from Asia



Dear Colleagues and IADMFR members,

We are grateful to be able to share our activities during the past few months, and from Asia, we are glad to present reports from Indonesia, Korea, Taiwan, India, Malaysia, and Hong Kong.

Greetings from Indonesia,

On 27 September 2019, the Indonesian Dentomaxillofacial Radiology Association held a conference with the main aim of finding a unifying perception in the field of oral and maxillofacial radiology for academic pre-clinical phase and professional clinical-phase education in Indonesia. On this occasion we have agreed on the educational standard of competencies and teaching references including standard operational procedures of intraoral and extraoral projection for the professional clinical phase.

As part of our social responsibilities, on 28 September 2019, in collaboration with the dental and maxillofacial radiology specialist study program of Faculty of Dentistry, Padjadjaran University, our association held a social service as our annual activity, with 68 participants involved to give basic dental education and awareness of radiation safety to 150 students of Da'wah Foundation and Islamic Education Al I'Daad, Desa Gunung Masigit, Kabupaten Bandung Barat West Java.

On February 8, 2020, the national exam was conducted by the Indonesian Collegium of Dentomaxillofacial Radiology, to meet the needs of DMFR specialists in Indonesia. The event took place at the Dental and maxillofacial radiology specialist study program of Faculty of Dentistry, Padjadjaran University, with the result of six new board-certified DMFR specialists.

Since August 2019, the Indonesian Association of Dentomaxillofacial Radiology has published our local national journal named Jurnal Radiologi Dentomaksilofasial Indonesia (JRDI) [jurnal.pdgi.or.id/index.php/jrdi/index](http://jurnal.pdgi.or.id/index.php/jrdi/index). This journal is an open access scientific publication written in Bahasa Indonesia. The latest issue is Vol.4 No.3, published April 2020. The journal was designated as a publication platform of scientific knowledge, mainly publishing research articles, case reports, literature reviews, and any other kind of evidence-based submissions from members of the association.

During coronavirus disease pandemic (COVID-19) that also happened all over Indonesia, on 4 April 2020, Indonesian Dentomaxillofacial Radiology Association together with other associations in dentistry, developed guidelines for fulfilling the competencies of professional (clinical phase) education. The development of the guidelines was under the direction of Indonesia Faculty of Dentistry Association, and the main aim is to keep continuing the teaching and learning process through online lectures.

In these hard times, our sincere wish is for us all to stay healthy and safe with our loved ones.

Best wishes,

**Menik Priaminiarti**

IADMFR Regional Director, Asia



Fig.1 Conference conducted by the Indonesian Dento-Maxillofacial Radiology Association to have a unifying perception for education in the field of oral and maxillofacial radiology in Indonesia.

13

Fig.2 Social service activity Indonesian DMFR Association at Da'wah Foundation and Islamic Education Al I'Daad, Desa Gunung Masigit, Kabupaten Bandung Barat West Java



Fig.3 National exam of DMFR specialists was held 8 February 2020 at dental and maxillofacial radiology specialist study program of Faculty of Dentistry, Padjadjaran.



## Greetings from South Korea

The Local Organizing Committee for the 23rd ICDMFR replaced the Preparation Committee after the 22nd ICDMFR in Philadelphia. A lot of work has been underway for another successful and memorable congress in South Korea. We hope all our members can come and enjoy the next Congress in Gwangju.

The Fall Scientific Meeting of the Korean Academy of Oral and Maxillofacial Radiology (KAOMFR) was held in Gwangju on 19 October 2019. A special lecture titled "Strengthening of the radiation protection education and training of health professionals" was given by Prof. Sam-Sun Lee (Seoul National University). The excellent presentation awards were given to Drs. Nan-Young Shin and Chang-Ki Min.

The year-end conference of KAOMFR was hosted by Yonsei University in Seoul on 7 December 2019. The special lecture titled "Ethics of dental professionals" given by Dr. Ho-Sung Shin (Wonkwang University) and the image interpretation symposium for OMF Radiologists were given.

The 52nd General Assembly and Annual Scientific Meeting of KAOMFR had been set for March 21 2020 in Seoul, but was postponed to be held on 11 July 2020 due to the spread of COVID-19. We hope all our friends and colleagues will come through this difficult time safely and that this pandemic may calm down as soon as possible.

14



Fig.1 At the Fall Scientific Meeting of KAOMFR in Gwangju

Fig.2 The recipients of the excellent presentation awards: Prof. In-Woo Park (President, KAOMFR), Nan-Young Shin (Seoul National University) and Chang-Ki Min (Jeonbuk University) from the left





Greetings from Taiwan,

Taiwan Academy of Oral and Maxillofacial Radiology (TAOMFR) invited the former associate editor of DMFR, Professor Curtis Chen, University of Washington; and his wife, Professor Poh, University of British Columbia to visit School of Dentistry, China Medical University in May, 2019. Furthermore, the members of TAOMFR enjoyed attending a rich and memorable congress of the 22nd IADMFR at Philadelphia in August of 2019 where we met so many good friends from all over the world!

In 2020, we have three new board-certified OMR specialists, Dr. Lee from Chung-Shan Medical University, Dr. Chen and Dr. Tseng from Kaohsiung Medical University. The growth and recruitment of the younger generation of dentists in TAOMFR is our current main goal!

As planned, we will prepare to host the upcoming congress of 14th ACOMFR in 2022, which is the most memorable and meaningful year for TAOMFR as 2022 is the 20th anniversary of the TAOMFR founding. All of us are glad to host the joined congress of ACOMFR and TAOMFR in 2022! However, due to the pandemic COVID-19, the congress of 13th ACOMFR originally scheduled to be held from 4–7 June 2020 at Gifu Japan has been postponed to 2022!

We all pray for everyone to stay healthy and safe and welcome everybody to visit Taiwan in 2024!

### **Ming-Gene Tu**

Professor, School of Dentistry, China Medical University, Taichung, Taiwan

President, TAOMFR (2015–2021)

Chair of Organizing Committee of the 14th ACOMFR

## Report from Asia





Professor Curtis Chen visited Taiwan in 2019

Team of TAOMFR attended 22nd ICDMFR



16



Friends from Indonesia

Friends from Turkey





Enjoyed the pre-congress tour

Dr. Tu was appointed as session chair at the 22nd ICDMFR



Board-certified specialist tests for TAOMFR



New board-certified OMFR specialists of TAOMFR

## The 15th International Symposium on Metal Ions and Organic Pollutants in Biology, Medicine and Environment

The 15 International Symposium on Metal Ions and Organic Pollutants in Biology, Medicine and Environment was held at Nagpur on 30 and 31 October 2019. This event was supported by National Environmental Engineering Research Institute, Department of Atomic Energy, Government of India, Indian Academy of Oral Medicine & Radiology, Maharashtra University of Health Sciences, Maharashtra Pollution Control Board and the Society for Clean Environment, Mumbai. The support was prominently highlighted and all were appropriately thanked by the conference chairperson Dr Sunali Khanna in the valedictory session.

The event was inaugurated by the Hon. Vice President of India who praised the objectives of the symposium and called for priority research and transmission of its benefits to the masses so that they can escape the negative effects of climate change, poor air quality and metal ion deregulation and the altered profile of diseases. Radiation in imaging and therapeutics was also deliberated on thoroughly.

18

Seven plenary sessions were held before the valedictory session. A large number of technical papers were presented and poster presentations were also held. Posters were evaluated by a panel headed by Dr. Stela Angnaywe, Global Health Expert and former WHO Country representative from South Africa. Dr. Sri Krishna, Vice President IAOMR was also included in the panel. The winners were rewarded.

As it was a large gathering of clinicians, researchers, oncologists, environmental engineers, activists and toxicologists, discussions were groundbreaking. It is expected that inter-disciplinary research and coordination will increase as a result of this symposium.

15<sup>th</sup> International Symposium  
Metal Ions & Organic Pollutants in  
Biology, Medicine and Environment

30-31 October 2019

METALIONS  
2019

CSIR- National Environmental Engineering Research Institute (CSIR-NEERI)



CSIR- National Environmental Engineering Research Institute (CSIR-NEERI)

15<sup>th</sup> International Symposium  
Metal Ions & Organic Pollutants in Biology, Medicine and Environment

Chief Guest

Shri M. Venkaiah Naidu

Hon'ble Vice-President of India

Wednesday, October 30, 2019 at 10:00 hrs

Auditorium



19



CSIR- National Environmental Engineering Research Institute (CSIR-NEERI)

15<sup>th</sup> International Symposium  
Metal Ions & Organic Pollutants in Biology, Medicine and Environment

Chief Guest

Shri M. Venkaiah Naidu

Hon'ble Vice-President of India

On Wednesday, October 30, 2019 at 1000 hrs at CSIR-NEERI Auditorium, Nagpur



## Report from Asia



Greetings from Malaysia,

Oral and Maxillofacial Radiology has tremendously improved and gained wide importance across the globe. In Malaysia, numerous Oral Radiology conferences, workshops and interactive sessions are being held continuously to increase awareness among medical, dental and allied health care professionals.

At MIDEAC 2018, Malaysia International Dental Exhibition and Conference held 20–22 July, 2018, Associate Professor Dr. Subashini Suyambukesan, Director, Asian Academy of Oral and Maxillofacial Radiology( AAOMFR- Malaysia) stressed the importance of imaging wisely and gently in her speech during the Academic Session.

Faculty of Dentistry, MAHSA University, on 30 November 2018 and 7 December 2018 organised a workshop on Panoramic Imaging CBCT respectively with an aim to prepare general dental practitioners to become competent in PR and CBCT techniques and images. This workshop was coordinated by Prof. Phrabhakaran Nambiar, Head of the Oral Radiology Program, MAHSA University.

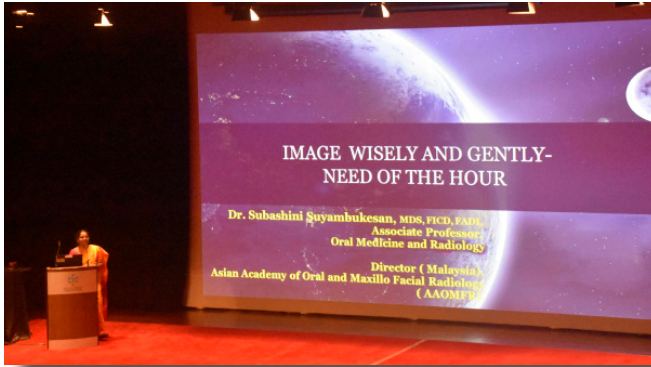
Faculty of Dentistry, Melaka-Manipal Medical College, Melaka, conducted a CBCT hands-on workshop for four days from 7–10 October 2019. The course covered the basic principles of CBCT, sectional anatomy, implant planning, airway analysis, interpretation of CBCT images for surgical cases and complex root canal treatment cases. This course was conducted by Prof.Dr.Sumanth Kumbargere Nagraj and Prof.Dr.Prashanti Eachempati.

Prof Dr Phrabhakaran Nambiar BSc(Hons) BDS MSc PGDipDent, FFOMP Oral and Maxillofacial Radiologist Head, Dept of Oral Biology and Biomedical Science, Faculty of Dentistry, MAHSA University, Malaysia, had a one-day sharing session on Cone Beam CT, Digital Imaging and Panoramic Radiography to approximately 40 fellow dentists at University of Puthisastra, Cambodia on 2 November 2019.

Faculty of Dentistry, Lincoln University College, Petaling Jaya, Selangor, Malaysia conducted, "Panoramic Radiography – an Interactive Workshop" on 2 and 3 March 2020, coordinated by Assoc.Prof. Dr.Subashini Suyambukesan where the participants were taught about basic Panoramic Radiography, normal anatomic landmarks, interpretation of pathologies, hands on digital analysis of Panoramic Radiographs and how to extract maximum information from a Panoramic Radiograph.

Associate Professor Dr. Subashini Suyambukesan

Director, Asian Academy of Oral and Maxillofacial Radiology (AAOMFR), Malaysia



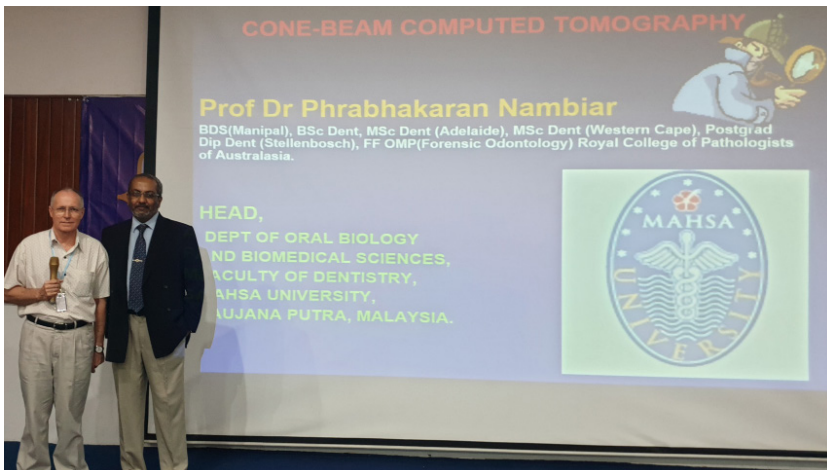
Dr. Subashini  
Suyambukesan- MIDECE  
2018

CBCT workshop  
– Melaka  
Manipal College



21

Prof. Phrabhakaran Nambiar with Prof Callum Durwad, the Dean of Faculty of Dentistry, University of Puthisastra, Cambodia.



Dear colleagues and friends,

This edition of the newsletter is in the shadow of the COVID-19 pandemic. Three months ago hardly anyone had heard about the new coronavirus, while now it rages around the world and has affected almost every single aspect of human lives and consequently also the activities of societies.

We regret to announce that the 17th European Congress of Dentomaxillofacial Radiology, which was scheduled to take place in Jerusalem, Israel, in June 2020 has been cancelled due to the COVID-19 pandemic. We are very sorry and would like to forward our deepest regrets to the local organising committee (LOC) chaired by Silvina Friedlander-Barenboim, who had dedicated years of planning and preparations to host a fruitful and interesting congress and exciting social events for participants attending from all over the world.

**22** We were all looking forward to experience Jerusalem this year. However, taking the COVID-19 pandemic into consideration, followed by all restrictions in travelling and closure of borders, the LOC together with the European Academy of Dentomaxillofacial Radiology (EADMFR) board was left without choice, it would not be possible to hold the congress in June.

This was a very difficult decision, especially taking into account the amount of work already done regarding the congress organisation during the past years, not only by the LOC, but also by our management office AIM headed by Bernadetta Della Croce, and many EADMFR members. We have thoroughly discussed the possibilities for postponing the congress to another date later this year, or maybe to next year, but both options had issues. Since we do not know the duration of the restrictions worldwide, postponing the congress to later in the year was not feasible. Postponing to 2021 would also be problematic, as it would compromise the 23rd International Congress of Dentomaxillofacial Radiology in Gwangju, South Korea, that will be held from 28 April–1 May, 2021.

## Report from Europe





Fortunately, we were able to hold the 7th Junior Meeting in Amsterdam, the Netherlands, in the beginning of February 2020, right before Europe was stricken by the pandemic. The local host, Erwin Berkhout and his incredibly efficient local team did a great job throughout the meeting, and most importantly, during the months of preparations. As always, the program of the meeting was filled with lectures, workshops, EBR tasks and presentations of scientific research and specialist training curricula in DMFR delivered by the juniors. However, apart from learning, one of the main aims of our Junior Meetings is to put young researchers and residents in contact, and allow them to network in a less formal environment. For some of them it was their very first presentation of research delivered in English, and they all did a great job! We were very happy to see not only European juniors, but also colleagues from other continents including Brazil, Chile, Israel, Japan and Lebanon. Unfortunately, due to COVID-19, EADMFR is forced to postpone the 8th Junior Meeting from 2021 to 2022.

We were sorry to hear that the ALARID Congress in San Jose, Costa Rica, had to be cancelled just a couple of days before it was planned to start. We appreciate the efforts of the local organising team and we are sorry that they were not able to enjoy the results of their hard work.

Best wishes from the regional directors in Europe,

Eva Levring Jäghagen, Sweden

Ingrid Rózyło-Kalinowska, Poland



Fig 1 European JM group

Fig 2 European JM EBR task preparation





Fig 3 European JM presentation of EBR



Fig 4 European JM CBCT

Fig 5 European JM US workshops



Fig 6 European JM swallowing



Fig 7 European JM lunch

Fig 8 European JM social networking committee



## Report from Latin America



Dear colleagues,

The whole world is experiencing difficult days, undoubtedly sad ones. The coronavirus pandemic has changed the way we live in all aspects of our lives. Our specialty has been affected not only in the academia but also in the private and public sector. In the different countries of Latin America, the events on DMFR have been either postponed or cancelled. However, there is some interesting information we would like to share.

Before the pandemic, the Venezuelan Association of Dentomaxillofacial Radiology and Imaging (SVRID) organized its 3rd National Congress of DMFR in the Venezuelan capital, Caracas, on 8–9 November, 2019. 14 speakers – all Venezuelan and 200 participants attended this event. In words of the SVRID Board “It is important to highlight that despite the current economic limitations of our country we motivated an important number of colleagues to participate. We have always stimulated an interrelationship with others scientific societies of our profession, which has allowed us to consolidate and strengthen ourselves as a specialty in Venezuela”

The XIII Latin American Congress of DMFR to be held in San José, Costa Rica, unfortunately had to be cancelled due to the pandemic. We all thank the organizers for their huge efforts to prepare this congress and understand this difficult decision. Thus, the following Latin American Congress of DMFR will be held in Chile in 2022. Despite this sad cancellation, ALARID is promoting now a series of webinars, 40 minutes each, three times a week, starting on Monday 20 April with Dr. Victor Amado (Colombia) as a speaker. Until now, ten lectures by DMFR specialists from Colombia, Mexico, Peru and Chile have been confirmed and will be promoted through our fan page on Facebook.

Very recently, two national DMFR National Associations (Chile and Venezuela) have created their recommendations on indications of dentomaxillofacial radiographic examinations and patient management in the context of the COVID-19 pandemic. These recommendations are currently available on their websites ([www.sociedadradiologiaoral.cl](http://www.sociedadradiologiaoral.cl) , [www.svrid.org.ve](http://www.svrid.org.ve))

In Brazil, amid the COVID-19 pandemic, dentists, dentomaxillofacial radiologists, researchers and professors also had to develop strategies to move forward. Some private DMFR clinics continue their activities, focused mainly on emergency procedures, taking all precautions to avoid or at least minimize the community-professional spreading. Most private universities and dental schools are adopting distance learning strategies using different platforms and active teaching-learning methods. In contrast, the reality of the public universities around Brazil is different and our perception is that these distance learning strategies are unfortunately hindered by social-economic issues and inherent governmental barriers. The good news is that some in the private sector are offering free online continuing education courses with hands-on training sessions using different software (like CDT e-Vol DX) for oral radiologists and students.

Just as with other scientific events around the world, the 23rd JABRO – the annual meeting of the Brazilian Association of Oral Radiology – scheduled for August, 2020 in Goiania had to be postponed to the second semester of next year (October 27–29, 2021). According to the organizers, the new date and time of the year follow a suggestion from the academic community that predicted potential difficulties in attending a meeting in August, as that coincides with the beginning of the academic calendar in most universities.

**26** Finally, we would like to inform you that a few months ago, Dr. Alejandro Hidalgo and Dr. Enrique Sierra agreed with the ALARID Board to create a mobile app (APPLARID). This app will have relevant information about our Association, its congresses and scientific activities. In addition, it will have links to the different national DMFR associations from the Latin American countries. The application aims to become a tool that contributes to better communication between the ALARID members and anyone interested in Oral and Maxillofacial Radiology. The APPLARID is currently in the final stage of development.

Stay safe and healthy.

Regards from the Latin American Directors,

**Anne Oenning, Brazil**

**Alejandro Hidalgo, Chile**

**Enrique Sierra, Mexico**

Congress attendees. Caracas, Venezuela.



Group picture of some of the attendees. Caracas, Venezuela.



Greetings from Saudi Arabia and the Middle East

During the period of the worldwide lockdown, healthcare services are in the spotlight. Although only dental and oral and maxillofacial emergencies are directed to seek treatment, other services are still provided through online and distant methods (like consultations). The specialty of Oral/ Dentomaxillofacial Radiology is an integral part of many dental treatments and management. Teleradiology and distant and e-learning have become one of the most characteristic scientific features during this pandemic. We admire and applaud every healthcare professional who provides this noble service to the needy people. You are doing a great job.

## Report from the Middle East



Many and most of the scientific events have been cancelled. However, many scientific webinars and online meetings have been conducted. The Saudi DMFR Club is pleased to have its webinar series launched during this period. The first webinar scheduled on 27 April, was presented by Dr. Ra'ed Al-Sadhan on "Radiation Hazards and Protection in Dentistry". The webinars will be open to the public.

Courses before the lockdown were delivered as continuing education courses, crash courses for post-graduate dental specialty programs, and other scientific meetings and collaborations. On 15 November, 2019, Dr. Asma'a Al-Ekrish was an invited speaker presenting a talk on "Imaging Considerations in Computer Aided Implantology" at the XIV Annual Meeting of the International Meeting of Computer Aided Implantology Academy held in Florence, Italy. In December 2019, the Radiology Division of the King Saud University College of Dentistry instituted periodic radiology continuing education activities open to the public. The first presentation was given by a guest speaker, Dr. Dania Tamimi, who spoke about "The Mystery of the Changing Bite," and the second activity was by Dr. Asma'a Al-Ekrish, who spoke about "Importance of and Imaging Considerations in Computer Aided Implantology".

And on 23 Jan, Dr. Ra'ed Al-Sadhan and Dr. Asma'a Al-Ekrish held a one day didactic and hands-on pre-congress course, on the sidelines of the Saudi International Dental Conference (SIDC) 2020, titled "Cone Beam Computed Tomography- Essentials of Principles and Interpretation for Dentists."

And as usual, our members continue to actively participate and support our specialty and organization.

We are very optimistic that after this hard time is over, we will harvest some good fruitful outcomes from our collective efforts and creativity to better serve our communities and people.

Sincerely,

**Dr. Emad A. Khan**

IADMFR Middle East Regional Director

Greetings from North America!

We hope that this edition of the newsletter finds you safe and well.

Like all of us around the world, we have been staying home, working remotely and trying to make some sense out of the latest pandemic. At this point the COVID-19 crisis poses many more questions than answers. We know the short term effects on dentistry and oral radiology - we are effectively closed for "business as usual". Those of us in academic radiology have been learning new techniques for online learning and trying to keep our research projects moving along, but what are the long term effects on clinical practice? How will our standard operating procedures change, once we are allowed to reopen our clinics and offices?

## Report from North America



30 These and many other questions all result in greater professional and personal stress that we will need to learn to manage as time goes by. This year's graduating class of oral radiology residents represent a group of professionals who are entering our profession at a unique time. Economic and healthcare factors beyond their control will require a great deal of strength as well as personal and professional courage to continue on in their chosen field of oral radiology. It is our duty as established oral radiologists to welcome our new colleagues – to support and mentor them as they join our ranks to provide radiological support to the oral health care team. Among the many tasks facing us in oral radiology, this is but one more we must not forget to attend to over the coming months and years ahead.

We in North America also look forward to the days when we are able to freely travel once again. We especially look forward to seeing all of you in Gwangju, South Korea in April 2021 for the 23rd Congress of the IADMFR. Take care, be safe and stay well.

Respectfully submitted,

**Jeffery B. Price**

IADMFR North American Director



## Report from North America



Greetings from Canada! Salutations du Canada!

Since I last wrote to you in the autumn, the COVID-19 pandemic has wrought much suffering and uncertainty globally. At my institution, the University of British Columbia (UBC), as at almost all other universities, colleges and schools globally, we are having to adapt to a new reality, a “virtual reality”, in which much of the teaching and student assessment has had to be conducted online.

In January the second edition of my Wiley-Blackwell textbook, *Oral and Maxillofacial Radiology: a diagnostic approach* was published, just in time to assist my online teaching. I would like to express my gratitude again to my oral and maxillofacial radiology (OMFR) co-authors, Dr. Jackie Brown (London, UK) and Dr. Thomas Li (Hong Kong SAR, China). As work in Canada continues towards a federally agreed and updated Safety Code 30, that covers CBCT use, UBC Dentistry has produced

a certificate of successful completion of CBCT training and practice. This is awarded to our graduate students (specialty residents). This has led to the successful registration for CBCT use in Ontario by those newly qualified specialists, especially periodontist and endodontists, who have moved to that province.

UBC's CBCT course is based on Royal College of Dental Surgeons of Ontario's (RCDSO) rigorous regulations for dentoalveolar CBCT. This only permits the registrants to use fields-of-view (FOVs) which are no larger than 8 x 8 confined to the jaws.

At the annual Pacific Dental Conference (PDC, which covers West Canada), OMFRs Dr. David Gane (Vancouver), Dr. David Gemmell (Florida, USA) and myself presented on “Image Based Digital Dentistry – Changing the Future of Dental Practice” including AI in OMFR. This was delivered to an audience of general and specialist dentists.

As senator to UBC's Senate and also to the senate of a UBC-affiliated college, I have become aware of how various administrations and faculties have been responding to COVID-19. It is encouraging to see all are responding with calmness and with a determined sense of purpose. These attributes will be reflected in your own countries throughout the world.

Until we meet again, I wish that you and yours remain safe and well!

**Dr David MacDonald**

IADMFR North American Director

Forthcoming  
Meetings

---

28 April-1 May 2021

**The 23rd International Congress  
of Dento-MaxilloFacial  
Radiology (ICDMFR)**

*Location: Gwangju, Republic of Korea*

If you would like to contribute any news, book reviews or articles to the IADMFR newsletter then please e-mail *publications@bir.org.uk* with an outline of your proposal.

### **Advertising**

Advertising opportunities are available in the IADMFR newsletter and the *DMFR* journal and website. Please contact *advertising@bir.org.uk* for more information.