



- PRESIDENT'S REPORT

- SECRETARY GENERAL'S REPORT

THE INTERNATIONAL ASSOCIATION OF  
DENTO-MAXILLO-FACIAL RADIOLOGY

# NEWSLETTER

Vol.48 No.1 2019



**DMFR**  
DentoMaxilloFacial Radiology

**A Journal of Head & Neck Imaging**

# Submit to **DMFR**

**Publishing the very best research in  
dental, oral and maxillofacial radiology**

- Average submission to first decision: 3 weeks!
- Constructive peer-review
- 2016 Impact Factor = 1.594
- 5-year Impact Factor = 1.698
- Eminent, international Editorial Board
- Average acceptance to online: 3 weeks
- Open access option
- Indexed on PubMed, ISI, Scopus and Embase

**[www.editorialmanager.com/dmfr](http://www.editorialmanager.com/dmfr)**

2	Editorial
4	Report from the President
8	Report from the Secretary General
10	Report from the Past-President
12	Report from the Journal Editor
15	Report from Africa
16	Report from Asia
21	Report from Europe
23	Report from Latin America
25	Report from the Middle East
28	Report from Canada
30	Forthcoming Meetings



Dear IADMFR members,

I wish you and your families peace and happiness.

This year, the 22nd IADMFR International Congress will be held from 22–25 August in Philadelphia, USA, where members and non-members interested in DMFR from all over the world can meet and interact.

President Jie Yang and his colleagues are enthusiastically preparing the Congress, and we expect it will be an exciting and interesting event.

I hope you all enjoy the Congress and thank you to the organising committee for their hard work.

I recently conducted some research to find out which countries have a national academy or association related to DMFR.

I found that 20 countries have a national academy. I believe this only includes academies that engage in international activities, and therefore a more systematic investigation may be needed in the future.

Of the above, four countries are in Asia, three in Europe, two in the Middle East, nine in Latin America, and two in North America.

There is a reason for the high proportion based in Latin America...

Last year, Dr. Alejandro Hidalgo (one of the Latin America regional directors) explained to us about the Latin American Association of DMFR. LAADMFR does not have individual members but National Associations of DMFR. Therefore, this approach encourages the foundation of new national DMFR associations. I think this policy is very effective in increasing the number of national academies relating to DMFR.

It is not easy to organise an academy on its own without having a large staff, but I think it would be possible with the help of a regional association and other countries' participation.

This newsletter is the last issue I work on as Editor.

I would like to thank the officers, regional directors, and editorial staff who have helped me to publish such a high quality and successful newsletter.

And thank you to all who read this newsletter.

I hope we all meet in Philadelphia.

Thank you,

**Dr Soon-Chul Choi**

IADMFR Newsletter Editor

## Report from the President



Dear fellow IADMFR members, colleagues, and friends,

Warmest greeting from Philadelphia, USA!

In a few months' time the 22nd International Congress of Dentomaxillofacial Radiology (ICDMFR) will be held in the historic city of Philadelphia, USA. As the President of IADMFR and Chair of the Organising Committee, I warmly welcome all of you to join the Congress in Philadelphia on 22–25 August, 2019!

I am very pleased to share with you that the preparations for the international congress are going very well. The early registration ended 15 March, 2019, and more than 300 IADMFR or AAOMR members and dental colleagues had taken advantage of the discounted registration rate by the deadline. The abstract submissions for the congress, as well as the IADMFR and AAOMR research awards, will end soon. We look forward to receiving all types of abstract submissions, including research studies, critical case reviews, systematic reviews, clinical case reports, teaching methods, new imaging technology, applications of imaging software, etc. If you have not registered and/or submitted your abstracts yet, please do so at your earliest convenience.

This year's scientific program and social events are outstanding. We have invited three keynote speakers. Two of them, Prof. Hugh Curtin and Prof. Kris Mosier, are excellent Neuroradiologists. Prof. Reinhilde Jacobs is an outstanding researcher in the field of Dentomaxillofacial Radiology. For the Head and Neck Imaging sessions, we have invited Drs. Wendy Smoke, Michael Bornstein, Lisa Koenig, Grace Petrikowski, Thomas Underhill, Jorge Bianchi, and David Hatcher. For the 3D Printing session, we invited Drs. Jerry Grant, Carlos Carvalho, Amy Alexander, and Vinicius Dutra. For the Clinical Perspective session, Drs. Scott Doyle, Mo Fayd and Steve Buchanan were invited.

Dr. Ernest Lam will present for the Interactive Diagnostic session. Professors Soon-Chul Choi, Yoshinori Arai, Zuyan Zhang, Ralf Schulze, Vania Fontanella, Kivanc Kamburoglu, Israel Chilvarquer, and Dr. Dania Tamimi will present for the IADMFR Perspective sessions. Drs. Don Nixdorp, Andre Mol, and Dmitry Tuzoff will present for the Emerging Technologies session.

Drs. Edward Calabrese and Alan Lurie will debate on the latest concepts in Radiation Biology. Drs. Anne Caroline Costa Oenning, Karla de Faria Vasconcelos, Vinicius Dutras and Bruno Azevedo will present for the Educational Symposium session.

The 22nd ICDMFR social events include a pre-congress tour, THE SIMPLE LIFE: Pennsylvania's Amish, on 21 August, 2019. The opening reception will be held at the National Constitution Center on 22 August, 2019. The gala dinner has been arranged for Friday, 24 March, 2019.

THE SIMPLE LIFE: Pennsylvania's Amish is a full-day tour through the beautiful countryside of the nearby Lancaster County of Pennsylvania. It is home to one of the largest Amish communities in the United States. Upon arrival, it begins with a country tour, a three-hour guided tour featuring the unspoiled back road beauty of the Amish farmlands, one-room schools, and Amish cottage industries (Fig. 1–4).

The National Constitution Center (Fig. 5–9) is the first and only museum dedicated to the US Constitution. In the museum, you will experience a performance that the US Supreme Court Justice Sandra Day O'Connor deemed "the best 17 minute civics lesson in the country." Narrated by a live actor, this multimedia theater-in-the-round performance sets the stage for the National Constitution Center visitor experience. In a new interactive experience in Signer's hall, you can add your name to the US Constitution alongside the signatures of the 39 Founding Fathers. You can explore American Treasures: Documenting the Nation's Founding, an intimate look at the path the founders took to create the US Constitution and secure the Bill of Rights.

The Union League of Philadelphia (Fig. 10–12) was founded in 1862 as a patriotic society to support the Union. The league has hosted US presidents, heads of state, industrialists, entertainers, and dignitaries from around the globe. The league house is representative of the classic French Renaissance style, with a brick and brownstone façade and dramatic twin circular staircases that lead to the main entrance. Inside, the traditional décor is accented in rich leather, painted wood and polished marble. The League's distinguished collection of art and artifacts adorns the walls and hallways. The collection is a rich chronicle of Philadelphia's unique imprint on the American landscape from the 19th century to today and is recognised by historians and art experts as a valuable component of American history.

I look forward to seeing you all in August!

Sincerely yours,

**Prof. Jie Yang**

President of IADMFR

Chair of Organising Committee of the 22nd ICDMFR

6



Picture 1-4:  
Pennsylvania's Amish





Picture 5–9: The National Constitution Center



Picture 10–12: The Union League of Philadelphia

## Report from the Secretary General



Dear IADMFR members, dear colleagues and friends,

The IADMFR event in Philadelphia is just around the corner and many of you may have started to prepare for attending this major biannual event. It promises to be very well organised and very interesting, both socially and scientifically. For those of you who have not yet decided to participate, let this message be your motivation (visit [www.iadmfr2019.org](http://www.iadmfr2019.org))! President Jie Yang and the entire USA team have worked very hard to deliver a brilliant event. Meanwhile, our IADMFR officers are providing full support and I would like to take the opportunity to thank all of them for their efforts in representing IADMFR in their respective regions, and for motivating young colleagues and other clinical experts to join our society.

8

For the time being, IADMFR officers are continuing to work hard to realise a number of new initiatives serving IADMFR members. One of the new initiatives is the establishment of a unique adopt-a-member programme to create opportunities for promising students, clinicians and researchers from less favoured regions and low income countries. One of those students is Remedios Elia Mamani Visa (young trainee in Dentomaxillofacial Radiology in Peru, adopted by Sharon Brooks). Remedios is working hard to enable submitting an abstract and presenting her research in Philadelphia. Let us hope that this first student within the adopt-a-member programme may inspire others. Also, in close collaboration with the DMFR Editor-in-Chief, Ralf Schulze, we have taken the initiative to organise an Editorial Board Meeting of our associated journal Dentomaxillofacial Radiology, during the 2019 congress event. This meeting can be also regarded as the beginning of a close collaboration with our scientific committee. Finally, we plan for the creation of an IADMFR certification programme in Dentomaxillofacial Radiology, commencing after the Philadelphia meeting in August 2019.

We sincerely hope that our initiatives may open new doors for enthusiastic clinicians and promising dentomaxillofacial radiologists from around the globe. Let the 2019 Philadelphia meeting be a milestone, where many more join our worldwide association to help make it a real success.

Good luck to our American friends with the ICDMFR organisation!

Looking forward meeting you all in August 2019 at ICDMFR!

**Reinhilde Jacobs**

Secretary General IADMFR

## Report from the Past- President



I am sorry to inform you of the death of Professor Shi-Long Lian (7 November 1944–16 December 2018) who was my dear classmate, friend and a long-time supporter of the IADMFR. He was vice president of 2017 IADMFR in Kaohsiung and served two terms as President for the Taiwan Academy of OMFR and made a major international contribution to the specialties in radiation oncology and OMFradiology.

Prof. Lian received his M.D from Kaohsiung Medical University (KMU), Taiwan and his Ph.D. from Keio University, Japan. He published over 100 research papers in his academic career.

Although he retired from KMU he still served as a part-time faculty in the radiology department treating patients, teaching and researching for several years after retirement.

He suffered from kidney cancer for 4 years and recently with brain metastases. His funeral service was held on 30 December 2018 at Kaohsiung City funeral home.

He is survived by his wife (Professor H. Lee, who was also vice president of 2017 IADMFR in Kaohsiung) and two daughters (one specialising in pedodontics the other a Doctor in Chinese medicine).

### Professor LiMin Lin

Past President of IADMFR



Professor Lian seated in the center of front row (between president Briner & I)



Scholar with mission and vision; Hero with passion and love (1944–2018)



Funeral service held on 30 Dec 2018 at Kaohsiung city funeral home



Participated the 2017 IADMFR with his wife professor Lee



With international friends (from South Africa, UK and Korea in Norway 2013 IADMFR)



Attended the organising committee for 2017 IADMFR

11



With main speakers and coworkers of Radiation protection CE course, at city of Taichung



With Prof. Lee (his wife) and president Tu (TAOMFR)

With members of nomination committee and delegates from Taiwan 2011 IADMFR, Hiroshima, Japan



## Report from the Journal Editor



2019 is a congress year for our Association and you may be aware this this will be held in Philadelphia, USA in August this year.

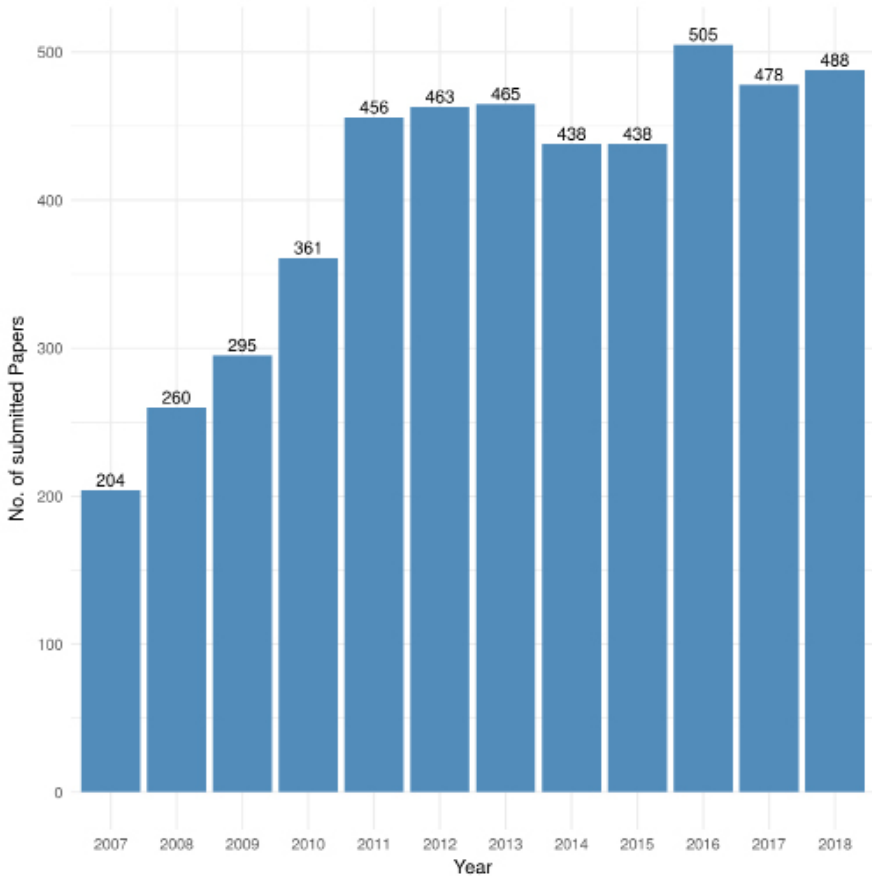
This means, that we will have also an Editorial Board meeting in Philadelphia, in which journal matters will be discussed and future directions explored. Looking back at 2018 it is safe to say, that it again was a successful year for our journal. It was also a smooth one with few changes for DMFR. Our online proof reading and correction system "kriya" established in 2017 has been in use for over a year now. It has proven to be an efficient system. Any of you who have had a paper accepted in DMFR will already have experienced it. Please let us know what you think of kryia or if you have had any problems with this system.

The number of submitted manuscripts has again been high in 2018 (Fig.1). This important figure has remained relatively stable over the last three years with just below 500 submissions per year. This is not bad for a niche journal, yet on the other hand also means a lot of work for the editors. Another direct consequence is the rather low acceptance rate of below 20% of submitted manuscripts.

As already discussed in the autumn newsletter 2018, the impact factor (IF) for the year 2017 was 1.848. I have said before that the IF should not be the only measure of journal quality. Nevertheless its positive trend over the last decade is interesting to note (Fig. 2).

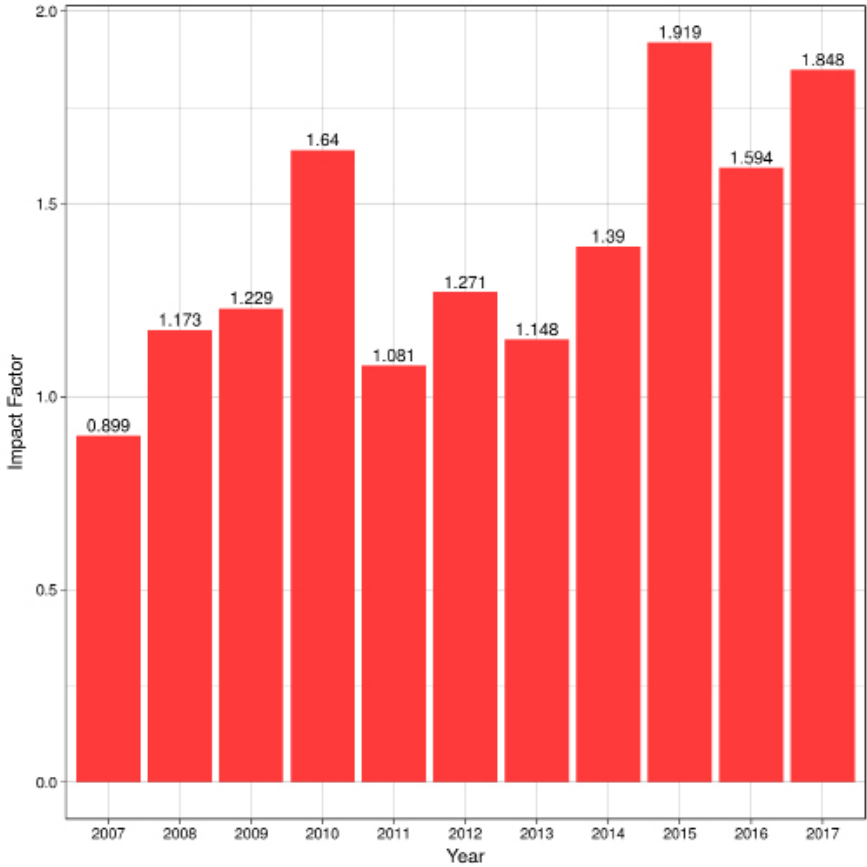
All this statistical data suggests that DMFR is still doing well. Nevertheless, we can always do better and the next step ahead of us will be further restructuring the Editorial Board (EB). This process has been going on over the last year and will eventually result in a completely renewed and geographically more balanced EB.

Fig 1



As all this would not be feasible without all our reviewers and particularly not without the Associate Editors Gang Li, Min-Suk Heo and Johan Aps, I would like to take this opportunity to express my sincere gratitude to these individuals. In addition to that, I also thank our publisher BIR for a very smooth and positive collaboration and our main contact person, Sophia Anderton for all her hard work to keep the journal infrastructure going!

Fig 2



14

I hope to see as many as possible of you in Philadelphia!

Sincerely

Ralf Schulze

Editor DMFR



Southern African communities are passing through a difficult period after the most damaging cyclone that has hit the southern hemisphere in human history. South Africa was not severely affected except for a dry spell which impacted negatively on agricultural production.

Radiology units in South Africa are experiencing difficulties with continuous power interruptions which are mainly the result of poor planning by our electricity supply agency.

We were honoured by the visit of a neuroradiologist from New York, Bob Chai, who we met at the previous IACDMFR in Kaoshiung. Bob accompanied us on a safari through one of the game reserves close to Pretoria and we were privileged to have more than 10 sightings of the close-to-extinct white rhinoceros.

I am presently involved in an attempt to obtain information on post graduate training in OMR in Africa. With the exception of a few African countries, the cost of modern imaging equipment hampers the development of relevant training programs in most dental schools on the continent. It may be prudent to consider donating the previous generations CBCT machines and other equipment that are gathering dust in store rooms across the globe to dental schools in need.

## Report from Africa



15

### Claudia Noffke

IADMFR Regional Director, Africa

The President of the South African Division of the IADR (Dr Sizakele Ngwenya) with Erich Raubenheimer and myself at the 2018 meeting in Johannesburg.



## Report from Asia



### Oral Radiology on Medline

<https://link.springer.com/journal/11282>

Oral Radiology (OR) has been accepted by Medline. Please see the below message from Chief Editor, Prof. Junichi Asaumi of OR.

"I am very proud to announce this. This result is thanks to numerous efforts by the first editor of OR, Hajime Fuchihata, Osaka University, as well as to those of subsequent editors, Kanji Kishi, Okayama University and Keiji Tanimoto, Hiroshima University, for a period of over 30 years. I hope that as a truly international high-quality publication, our journal will further develop and publish breakthroughs in its field. I am eager for OR to become a source of pride in our society."

Please take a look at OR! We look forward to contributions from your scientific papers.

And in addition, it is just one year until the 13th ACOMFR is held from 4–7 June in Gifu City, Japan 2020. Please visit [www.cs-oto/acomfr2020](http://www.cs-oto/acomfr2020). We would love to see you at the conference.

Yoshinori Arai DDS, PhD  
IADMFR Regional Director,  
Asia

Prof. J Asaumi



Greetings from South Korea,

The Fall Scientific Meeting of the Korean Academy of Oral and Maxillofacial Radiology (KAOMFR) was held in Jeonju – a traditional city in South Korea – on 20 October, 2018. The Excellent Presentation Awards were given to Drs. Sang-Jeong Lee (Seoul National University) and Chang-Ki Min (Chonbuk National University) at the meeting. Also, we enjoyed sightseeing in Jeonju.

The year-end conference of KAOMFR was held in Seoul, South Korea on 1 December, 2018. The conference was an image reading symposium for oral and maxillofacial radiologists. Also, the members of KAOMFR enjoyed a year-end party after the conference.

The 51st General Assembly and Annual Scientific Meeting of KAOMFR was held at Seoul National University Dental Hospital on 23 March, 2019. This year marks the 60th anniversary of KAOMFR. At the meeting, five special lectures and five oral presentations were given. The Excellent Presentation Award was given to Dr. Odeuk Kwon (Seoul National University). Also, the Best Paper Awards were given to Drs. Song Hee Oh (Kyung Hee University) and Han-Gyeol Yeom (Seoul National University) at the meeting.

## Report from Asia



### **Prof. In-Woo Park**

President, Korean Academy of Oral and Maxillofacial Radiology (KAOMFR)



Group photo at the Fall Scientific Meeting of KAOMFR in Jeonju, October 20, 2018

Photo of the Excellent Presentation Awards: Chang-Ki Min (Chonbuk National University), In-Woo Park (President, KAOMFR) and Sang-Jeong Lee (Seoul National University) from the left



Hanok Village tour and Old tree and Korean traditional house in Jeonju at the Fall Scientific Meeting of KAOMFR in Jeonju, 21 October, 2018



18



Group photo at the 51st General Assembly and Annual Scientific Meeting of KAOMFR in Seoul on 23 March, 2019 (Commemorating the 60th Anniversary of KAOMFR)

Photo of the Best Paper Awards and the Excellent Presentation Award: Drs. Odeuk Kwon (Seoul Nat. Univ.), Han-Gyeol Yeom (Seoul Nat. Univ.), and Song Hee Oh (Kyung Hee Univ.) and In-Woo Park (President, KAOMFR) from the left



Greetings from Indonesia,

## Report from Asia

Dear colleagues and IADMFR members,

To begin my first contribution to the IADMFR Newsletter, first of all I would like to convey my sincere gratitude for appointing me as one of the IADMFR Regional Directors of Asia. Compared to other Asian countries, Indonesia has had the most significant recent growth in Dentomaxillofacial radiology. Our association, Indonesian Dentomaxillofacial Radiology Association was established in 1997 and recognised by the Indonesian Dental Association and Board of Indonesian Dental College in 2004.



Now there are more than 70 members, consisting of lecturers in Dentomaxillofacial radiology in the Faculty of Dentistry at various universities as well as Dental and Maxillofacial radiologists all over Indonesia. We have annual scientific meetings in the form of a symposium, which will be held alternately in university faculties all over Indonesia.

This year, the 8th National Indonesian DMFR Symposium will take place at the Faculty of Dentistry at Gadjah Mada Yogyakarta University on 20 July 2019, with the theme "The Eminent Role of Dentomaxillofacial Radiology in Dentistry". In this event, as well as our members, participants also come from across specialties in the related health science. Our members also participate in the Asian Congress of Oral and Maxillofacial Radiology (ACOMFR) congress as well as the ICDMFR. In the 21st ICDMFR which was held in Kaohsiung, Chinese Taipei 15 delegates from Indonesia attended the event as speakers, presenters and participants and we are very grateful that one of our delegation has won the travel grant.

At the next 22nd IADMFR Congress in Philadelphia, we encourage our members of Asian Academy of Oral and Maxillofacial Radiology (AAOMFR) and Indonesian Dentomaxillofacial Radiology Association members to participate and contribute so we can secure the success of the congress.

Looking forward to meeting you all in Philadelphia!

Best wishes,

**Menik Priaminiarti, DDS, PhD**

IADMFR Regional Director, Asia

Director of Oral and Maxillofacial Radiology

Faculty of Dentistry, Universitas Indonesia

20

The latest activities of the Indonesian Dentomaxillofacial Radiology Association, Inauguration of the seven new Indonesian DMFR specialists- fellowship and the national Oral and Maxillofacial radiology exam on 22, 23 March 2019.




Dear colleagues, dear friends,

In Europe we are looking forward to the coming Congress in Philadelphia.

In February the European Academy of Dentomaxillofacial Radiology's (EADMFR) Junior Committee organised the 6th Junior Meeting in Istanbul, excellently coordinated by the local organising committee lead by Ibrahim Sevki Bayrakdar, Eskisehir Osmangazi University and Kaan Orhan, Ankara University/KUL Leuven. In total 35 juniors and 10 lecturers/committee members from approximately 20 different countries participated. The Junior Meeting was highly scored by the participants; the scientific program including presentations by the juniors, the lectures, hands-on training, workshops and the social program were all highly appreciated. As in previous meeting, several known IADMFR members lectured including Ralf Schulze, DMFR's Editor-in-Chief, Christina Lindh from Malmö University, Rose Ngu, Guys Hospital, London, Linda Arvidsson, Oslo University, Rubens Spin Neto, Aarhus University, and the undersigned regional directors. To get a glimpse of what was happening during the meeting, please check out the link: [https://www.youtube.com/watch?v=ZN4k\\_VpkHuE](https://www.youtube.com/watch?v=ZN4k_VpkHuE)

## Report from Europe



EADMFR and the local organising committee chaired by Silvina Friedlander-Barenboim are preparing the coming 17th European Congress of Dentomaxillofacial Radiology (ECDMFR) that will take place in Jerusalem, Israel, 9–12 June 2020. In just under a year we will meet in the beautiful city of Jerusalem with its interesting history that goes several millennia back. We hope that the congress will attract many delegates from IADMFR and that our colleagues from all over the world will attend it. We wish Silvina Friedlander-Barenboim and her team in Israel the best of luck with all preparations for the congress. More information will be provided on: <http://ecdmfr.eu>

Before that – at the moment we are all working on our abstracts for the ICDMFR 2019 and we hope to see you all in Philadelphia, also a city with an exciting history. We send our best wishes to Jie Yang and his local organising team, knowing that they are working hard to prepare a successful congress.

Best wishes from the regional directors in Europe,

Eva Levring Jäghagen, Sweden

Ingrid Różyło-Kalinowska, Poland



All participants, lecturers and the organising team of the 6th EADMFR Junior Meeting in Istanbul 2019

Presentation of Evidence Based Radiology task at the Junior Meeting



Rose Ngu demonstrating Ultrasound examinations



Kaan Orhan demonstrating different modalities in DMFR

Workshop with Eva Levring Jäghagen on oral and pharyngeal function





Dear colleagues,

Exciting days are coming this year in Latin America. Several events are planned in different countries on this side of the world. All these activities will be special occasions to gather us together. We have no doubt that all of them will be a great success.

In Lima, Peru, the Latin American Institute of Higher Studies in Stomatology (ILAE) held its 1st International Congress of Oral and Maxillofacial Radiology on 26–27 April. 18 keynote speakers from 10 Ibero-American Countries (Argentina, Bolivia, Chile, Colombia, Dominican Republic, Ecuador, Mexico, Peru, Spain and Venezuela) were present. There was also room for poster presentations. More information is available at [www.ilaeperu.com](http://www.ilaeperu.com)

In Salta, Argentina, the 5th National Congress of the Argentinian Association of Diagnostic Maxillofacial Imaging, AADIMAX, was held at the Salta Conventions Center on 16–18 May. 14 keynote speakers from different Latin American countries participated and there were poster presentations and oral sessions. More information can be found at the AADIMAX's website: [www.aadimax.com.ar](http://www.aadimax.com.ar)

In Santiago Chile, the 2nd National Congress of the Chilean Society of Oral and Maxillofacial Radiology, will be held at the Crowne Plaza Hotel on 1–3 August. National and international speakers will attend. Around 350 attendees are expected. More information will be available soon at [www.sociedadradiologiaoral.cl](http://www.sociedadradiologiaoral.cl)

In Puebla, Mexico, the Mexican Association of Oral and Maxillofacial Radiology (AMROM) will organize its III National Congress on October 3–5, 2019. The event will involve prestigious national and international speakers.

## Report from Latin America



On 3 October, a pre-conference focused on radiological protection will be held and on days 4–5, different topics will be focused on diagnostic imaging and the application of new technologies in our specialty. Dr. Margarita Soon, president of AMROM, will preside over the event along with the coordination of Dr. Maria Isabel Pizano-Damasco. The AMROM expects the participation of 400 attendees to this congress.

In Brazil, the Congress of the Brazilian Association of Oral Radiology (CONABRO), that happens every 2 years, will be held on August 14–17, 2019 at Transamerica Expo Center in São Paulo. About 30 keynote speakers and 1200 attendees are expected at the event, coordinated by Dr. Marcio Buscatti. Another outstanding event took place in Southern Brazil (Gramado, Rio Grande do Sul) in the first semester of 2019. The 2019 Radio-HUB happened in May (9–11) and is focused on the constitution of interinstitutional network based on a research-HUB in Oral Radiology. According to the Brazilian National Research Council (CNPq), the establishment of national research networks aims to stimulate innovation by means of knowledge and information exchange and joining forces towards common goals. The president of the IADMFR, Dr. Jie Yang, will attend the event, in addition to several Brazilian research groups.

Best wishes from the Latin American Directors,

**Anne Oenning, Brazil**

**Alejandro Hidalgo, Chile**

**Enrique Sierra, México**

Greetings from Saudi Arabia

Dear colleagues,

On 10 January, 2019, the Saudi OMFR Club launched its first activity with a symposium titled “New Frontiers in Computer-Guided Maxillofacial Radiology and Surgery” during the Saudi International Dental Conference (SIDC) 2019 in Riyadh, Saudi Arabia, and in collaboration with Alfaisal University’s “3rd Symposium on Computational and Mathematical Medicine”.

The keynote speaker was Prof. Makoto Hashizume who presented lectures on Multidisciplinary Computational Anatomy and Surgical Data Science.

## Report from the Middle East



The meeting also brought together radiologists, engineers, computer scientists, and mathematicians discussing inter-professional novel computational solutions in radiology, dentistry, and medicine. Other speakers, some of which are IADMFR active members, participated during the symposium and a hands-on workshop.



During SIDC 2019, an OMFR research project won the First Place Prize for the Young Researchers Award. The project was a multidisciplinary one and has investigated accuracy of CBCT in differentiation between periapical cystic and solid lesions.

Another symposium was organised by the Oral and Maxillofacial Radiology Department, Faculty of Dentistry, Cairo University in Egypt. The symposium took place on the 28 February 2019 entitled "A leap in 3D Digital Imaging". The symposium's objectives were to bring the views of experts, researchers, academia and students together and to shed some light on the importance of 3D Digital Imaging. The theme of this symposium provided a platform for discussion of present and future imaging modalities in an attempt to bridge the gap between conventional and digital dentistry. It also focused on the current digital imaging and its widespread usage in Egypt. The program included keynote speakers in 8 sessions, students' poster presentations and hand-made 3D models.



### Member news:

The January 2019 issue of OOOO journal had abstracts published from the 68th Annual AAOMR Meeting (2017). Six abstracts (out of 35) were from our regional authors. Dr. Mustafa Alkhader (from Jordan University of Science and Technology) was a speaker during the 31st Annual Meeting of European Society of Head and Neck Radiology (ESHNR), London, UK (Sep. 2018).



His presentation was titled “Usefulness of measuring radiographic density of axis vertebra in patients at risk of osteoporosis: A cone beam CT study.” Dr. Ebtihal Zain Alabdeen (from Taibah University, Madinah, Saudi Arabia) has been promoted to Assistant Professor in September 2018. Dr. Asma Al-Ekrish (from King Saud University, Riyadh, Saudi Arabia) won a prize for the dental track during the MIT Hacking Medicine-Saudi Arabia Hack 2018, which was held in Riyadh from 29 November–1 December, 2018. She supervised the winning project which was an innovative idea in the field of Oral Radiology that aimed to reduce exposure to ionizing radiation during intraoral radiography. Dr. Emad Khan (from King Abdulaziz University, Jeddah, Saudi Arabia) was a speaker during a 2-day CBCT workshop held in Makkah, Saudi Arabia in December 2018. Other courses were delivered as continuing education courses, crash courses for post-graduate dental specialty programs, and other scientific meetings and collaborations. Our members continue to take DMFR specialty to a higher level.

### ICDMFR/AAOMR Joint Meeting:

In preparation for the ICDMFR/AAOMR Joint Meeting in Philadelphia, PA, all members (and non-members) are encouraged to register for and participate during this exceptional meeting. <https://www.iadmfr2019.org/>

Sincerely,

**Dr. Emad A. Khan, BDS, MS, PhD, FAGD, Dip. ABOMR**

IADMFR Middle East Regional Director



## Report from Canada

### Greetings from Canada! Salutations du Canada!

Vancouver is hosting the 2019 International Association for Dental Research (IADR) in June; Dr. Tazuko Goto (Tokyo Dental College) chairs IADR's Diagnostic Sciences group. Dr. Colin Price (an earlier International Director of the IADMFR) who preceded me as head of Oral and Maxillofacial Radiology (OMFR) at the University of British Columbia (UBC) is well and still enjoys following our activities on Oradlist. Dr. Michael Pharoah, Professor Emeritus of the University of Toronto (UoT) passed his baton as co-editor of White and Pharoah's textbook "Oral radiology; principles and practice" to Dr. Ernest Lam (UoT). Elsevier published its eighth edition a few months ago. The second edition of my Wiley-Blackwell textbook "Oral and maxillofacial radiology; a diagnostic approach." will be published shortly. As it is directed also

to a medical readership, many chapters are co-authored by senior medical specialists. I am also indebted to Dr. Jackie Brown (University of London) and Dr. Thomas Li (Hong Kong) for their co-authorships. Other recent international collaboration has also borne fruit.

Congratulations to Dr. Ingrid Rozylo-kalinowska (Medical University of Lublin) and Dr. Kaan Orhan (University of Ankara) for their recently Springer-Nature-published "Imaging of the temporomandibular joint". My gratitude to them and to chapters' co-author Dr. Keith Horner (University of Manchester) for their invitation to being involved in this important project.

Congratulations and kudos to Dr. Junichi Asami (University of Okayama) Editor-in-chief of Oral Radiology (Springer) and to its parent, the Japanese Society of Oral and Maxillofacial Radiology, for it being indexed by PubMed. This is another important milestone for international OMFR.

In March at the annual Pacific Dental Conference (PDC, covers West Canada), the Vancouver-based OMFRs, Drs. Elaine Orpe, Dorothy Sonya, David Gane and myself (assisted by UBC OMFR faculty, Jodi Ekk and Sabina Reitzik), presented on various aspects of CBCT use.

This follows on from successful interactions with the provincial dental regulatory body and dental association. British Columbia is awash with CBCTs unlike Ontario, where it is most strictly controlled. This inaugural symposium is currently being redeveloped, in conjunction with the PDC, for the next year's PDC to enhance its impact.

I am looking forward to meeting you in Philadelphia in August for the ICDMFR if not also at the IADR in Vancouver.

Kind regards,

**Dr David MacDonald** BDS, BSc(Hons.), LLB(Hons.), MSc, DDS(Edin.),  
DDRRCR, FDSRCPS, FRCD(C).

Regional Director (North America), International Association of  
Dentomaxillofacial Radiology (IADMFR)

Forthcoming  
Meetings

---

22-25 August 2019

**The 22nd International  
Congress of Dento-Maxillo-  
Facial Radiology (ICDMFR) and  
70th Annual Session of the  
American Academy of Oral  
and Maxillofacial Radiology  
(AAOMR)**

*Location: Philadelphia, Pennsylvania,  
USA*

*[www.iadmfr2019.org](http://www.iadmfr2019.org)*

---

4-7 June 2020

**The 13th Asian Congress  
of Oral and Maxillo-Facial  
Radiology (ACOMFR)**

*Location: Gifu, Japan*

*[www.cs.oto.com/acomfr](http://www.cs.oto.com/acomfr)*

---

9-12 June 2020

**The 17th European Congress of  
Dentomaxillofacial Radiology  
(ECDMFR)**

*Location: Jerusalem, Israel*

*<https://eadmfr.eu>*

---

28 April-1 May 2021

**The 23rd International Congress  
of Dento-MaxilloFacial  
Radiology (ICDMFR)**

*Location: Gwangju, Republic of Korea*



If you would like to contribute any news, book reviews or articles to the IADMFR newsletter then please e-mail *sophia.anderton@bir.org.uk* with an outline of your proposal.

### **Advertising**

Advertising opportunities are available in the IADMFR newsletter and the *DMFR* journal and website. Please contact *advertising@bir.org.uk* for more information.