



- PRESIDENT'S REPORT

- SECRETARY GENERAL'S REPORT

THE INTERNATIONAL ASSOCIATION OF
DENTO-MAXILLO-FACIAL RADIOLOGY

NEWSLETTER

Vol.47 No.2 2018



DMFR
DentoMaxilloFacial Radiology

A Journal of Head & Neck Imaging

Submit to **DMFR**

**Publishing the very best research in
dental, oral and maxillofacial radiology**

- Average submission to first decision: 3 weeks!
- Constructive peer-review
- 2016 Impact Factor = 1.594
- 5-year Impact Factor = 1.698
- Eminent, international Editorial Board
- Average acceptance to online: 3 weeks
- Open access option
- Indexed on PubMed, ISI, Scopus and Embase

www.editorialmanager.com/dmfr

- 2 Editorial
- 4 Report from the President
- 11 Report from the Secretary General
- 12 Report from the Past-President
- 14 Report from the Journal Editor
- 16 Report from Africa
- 17 Report from Asia
- 24 Report from Europe
- 27 Report from Latin America
- 31 Report from North America
- 34 Forthcoming Meetings



Dear IADMFR members,

It is autumn of 2018.

In recent times, many lives have been lost due to various natural disasters and many areas have been destroyed. I would like to express my sincere condolences to the victims. I hope that the affected areas will be restored quickly and that everyone will return safely to their daily lives.

This year, instead of having an International Congress of IADMFR, regional Congresses were actively held.

The Latin American Congress of DMFR was held in Mexico City, Mexico in June and the European Congress was held in Lucerne, Switzerland in the same month. The Asian Congress of OMFR was held in Mumbai, India in September.

2 It seems that the period of the Latin American and European Congress were so close that it would be difficult to attend both. It would be nice if we could adjust the period of the regional Congresses as much as possible to include all members.

Also, it is my wish that the enthusiasm of such an active regional Congress will extend to the International Congress. I checked the number of IADMFR members among each regional Academy or Association with the help of regional directors (thank you, Dr. Ingrid Różyło-Kalinowska and Dr. Alejandro Hidalgo) and by searching materials.

Currently, there are 84 IADMFR members among 305 European Academy members (approximately 28%) and 142 IADMFR members among 858 Asian Association members (approximately 17%). There may be differences in the data of the IADMFR and regional Society. It is difficult to know the percentage of IADMFR members among the Latin American Association, because the Latin American Association of DMFR does not have individual members but National Associations of DMFR. However, the situation could be improved when looking at the fact that there are approximately 60 members of the Latin American IADMFR. The number of North American IADMFR members is also approximately 60, so I think it is a similar situation.

I hope that more regional members will become members of IADMFR and that more members will be present at the 22nd ICDMFR in Philadelphia next August.

I wish that all members finish this year well and all members' homes will be filled with joy and happiness.

Best regards,

Dr Soon-Chul Choi

IADMFR Newsletter Editor

Report from the President



Dear IADMFR members, colleagues, and friends,

Warmest greetings from the historic city of Philadelphia, USA!

As the President of the International Association of Dentomaxillofacial Radiology (IADMFR), it has been an honour and a privilege for me to attend many continental and national Dentomaxillofacial Radiology congresses. I am pleased to have met so many oral and maxillofacial radiologists, dental colleagues, and friends worldwide over the past six months.

First, per invitation of Dr. Margarita Sonn, the President of the Latin American Association of Dentomaxillofacial Radiology (ALARID), I attended the XII Congress of ALARID, which was held in Mexico City, Mexico on June 6–9, 2018. The meeting was very successful, more than 300 oral and maxillofacial radiologists from 21 Latin American countries attended the congress (Fig 1-5). On behalf of IADMFR, I delivered the opening address, entitled “Communication and Collaboration for Further Development of Dentomaxillofacial Radiology Worldwide”. In the closing ceremony, I congratulated Prof. Margarita Sonn and her local organizing team, and board members of ALARID for the very successful congress. I warmly welcomed all Latin American Dentomaxillofacial Radiology colleagues to attend the 22nd International Congress of Dentomaxillofacial Radiology (ICDMFR) in Philadelphia, USA next year.

On June 13–16, 2018, I attended the 16th European Congress of Dentomaxillofacial Radiology (ECDMFR) in Lucerne, Switzerland. The pre-congress and main congress of ECDMFR were well organized and successful. Attendees were not only from the European nations, but also from the rest of the world. With the help of Prof. Reinhilde Jacobs, the Secretary General of IADMFR, Bernadetta Della Croce, the Organizing Secretariat, Prof. Ingrid Rózyło-Kalinowska EADMFR President, Eva Levring Jäghagen, Immediate Past President EADMFR, Prof. Michael Bornstein, and Dr. Dorothea Dagassan, we have successfully promoted the 22nd ICDMFR to all members in Europe (Fig 6-11).

On August 16–18, 2018, per invitation of Dr. Mychelle Gurgacz, the President of Brazilian Association of Oral Radiology (ABRO), I attended the XXII Conference of ABRO in Campos Do Jordao, the beautiful resort city of Sao Paulo. In Brazil there are more than 5000 oral and maxillofacial radiologists nation wide.

Among them, nearly 900 radiologists, dental professionals, and exhibitors attended the meeting. Prof. Michael Bornstein, IADMFR Treasurer and I were invited as guest speakers.

With the help of Dr. Anne Caroline Costa Oenning, IADMFR Board Member, Prof. Israel Chilvarquer at the University of Sao Paulo, and Dr. Elza Santos, the Congress President, we successfully promoted IADMFR and the 22nd ICDMFR to our Brazilian colleagues. We hope to see many Brazilian oral and maxillofacial radiologists in Philadelphia, USA next year (Fig 12-15).

On September 6–9, 2018, per invitation of Dr. Sunali Khanna, President of the Asian Academy of Oral and Maxillofacial Radiology, I attended the 12th Asian Congress of Oral and Maxillofacial Radiology (ACOMFR) in Mumbai, India. The Congress combined with the 5th International Green Health Conference and attracted local and national media to cover the congress. During the congress, I was pleased to meet Prof. Keiji Tanimoto, IADMFR Past-President, Prof. Soon Chul Choi, IADMFR President-elect, Prof. Yoshinori Arai, Prof. Junichi Asaumi, and many other oral and maxillofacial radiology colleagues and friends from Asia as well as Europe. I look forward to welcoming a large number of oral and maxillofacial radiologists from India and the rest of Asia (Fig 16-20).

Right after the Asian congress, I traveled to San Antonio to attend the 69th American Academy of Oral and Maxillofacial Radiology (AAOMR). During the annual session (Fig 21-26), Dr. Mustafa Badi, IADMFR Junior Vice President and I discussed with many AAOMR colleagues, met with exhibitors, and personally invited all of them to attend 2019 IADMFR/AAOMR joint congress in Philadelphia. Prof. William Scarfe, chair of the scientific committee of the 22nd ICDMFR, has been installed as the New President of AAOMR. During the meeting, Drs. William Scarfe, Aruna Ramesh, Rumpa Ganguly, Thomas Deahl, Jim Geist, Mustafa Badi, and I discussed the progress of the scientific committee of the 22nd ICDMFR. We expect a record number of abstract submissions for the congress. We aim to invite the best speakers worldwide to present the latest development and technology in the fields of oral and maxillofacial radiology. With help of Drs. Jim Geist and Thomas Deahl, the OOOO Journal Editors, we are forming a strong support team to help oral and maxillofacial radiology colleagues worldwide to submit their abstracts. We are combining all their talents to organize the FIRST and very exciting joint IADMFR/AAOMR scientific program for next year.

Finally, on behalf of IADMFR, I would like to thank all of you for your effort by organizing excellent regional Dentomaxillofacial Radiology congresses in your respective continents and countries. Your tremendous help and promotion of IADMFR and ICDMFR are very much appreciated. I am very grateful for meeting with you and visiting your beautiful countries. We will warmly welcome you and host a historic IADMFR congress in the beautiful and historic city of Philadelphia, USA on August 22–25, 2019. (Fig 27)

Sincerely yours,

Prof. Jie Yang

President of IADMFR

Chair of Organizing Committee of the 22nd ICDMFR



Fig. 1-5: The XII Congress of Latin American Association of Dentomaxillofacial Radiology (ALARID) was held in Mexico City, Mexico on June 7–9, 2018.



8

Fig. 6-11: The 16th European Congress of Dentomaxillofacial Radiology (ECDMFR) was held in Lucerne, Switzerland on June 13–16, 2018.






Fig. 12-15: The XXII Conference of Brazilian Association of Oral Radiology (ABRO) was held in Campos Do Jordao, the beautiful resort city of Sao Paulo, Brazil on August 16–18, 2018.



Fig. 16-20: The 12th Asian Congress of Oral and Maxillofacial Radiology (ACOMFR) was held in Mumbai, India on September 6–9, 2018.



22
 10 days
 2018

health

Colours of nutrition

A palette on a plate
 Do you know that vibrant health index of food goes beyond telling you the colourful diet that you should eat for a healthy you?

By and Pooja
 The vibrant colours of food are not just for the eyes but also for the health. The vibrant colours of food are not just for the eyes but also for the health. The vibrant colours of food are not just for the eyes but also for the health.

White
 White is the colour of health. It is the colour of health. It is the colour of health. It is the colour of health. It is the colour of health.

Asian Conference of Oral and Maxillofacial Radiologists a success

The Asian Conference of Oral and Maxillofacial Radiologists (ACOMFR) was held in Mumbai, India on September 6-9, 2018. The conference was a great success, with many attendees and speakers. The conference was held at the Grand Hyatt Hotel, Mumbai. The conference was attended by over 1000 delegates from over 20 countries. The conference was a great success, with many attendees and speakers. The conference was held at the Grand Hyatt Hotel, Mumbai. The conference was attended by over 1000 delegates from over 20 countries.





Fig. 21-26: The 69th American Academy of Oral and Maxillofacial Radiology (AAOMR) was held in San Antonio, Texas, USA on September 12–15.



Fig. 27: The 22nd ICDMFR Banner.

Dear IADMFR members, Dear colleagues and friends,

While the Golden Jubilee year of IADMFR has entered its last month, we are coming closer to the next IADMFR event in Philadelphia, August 2019 (please visit www.iadmfr2019.org for the latest information). President Jie Yang and the entire USA team will prepare for a magnificent congress. Meanwhile, the IADMFR officers are providing full support and we do hope to meet all of you there and hope this congress will be a great success.

In the meantime, the IADMFR officers are working hard to realise a number of new initiatives serving our worldwide membership. These initiatives include the establishment of a unique adopt-a-member programme to create opportunities for promising students, clinicians and researchers from less favoured regions and low income countries. We are also working on the research programme in order to create a closer link and encourage strong interaction of our IADMFR members with the associated journal *Dentomaxillofacial Radiology*. Another important initiative relates to creation of an IADMFR certification programme in *Dentomaxillofacial Radiology*, which we hope to kick off after the Philadelphia meeting in August 2019.

Hopefully, these initiatives may open doors for enthusiastic clinicians and promising dentomaxillofacial radiologists from around the globe to join our association and help write its future.

Looking forward meeting all of you in Philadelphia, August 2019 at ICDMFR!

Reinhilde Jacobs

Secretary General IADMFR

Report from
the Secretary
General



Report from the Past- President



This report is from Dr. Li-Min Lin, the previous president of 21st IADMFR (2017)

Due to personal reasons, I was unable to attend the 12th ACOMFR meeting in India; however, my colleagues Professor Tu (President of Taiwan Academy of OMFR, TAOMFR), Professor Wang (from Kaohsiung Medical University), Professor Lin, (from Taipei Medical University), and Dr. Li (From Taichung Medical and Pharmaceutical University) attended the conference in India. They presented papers and applied for the bidding of 2022 ACOMFR to be in Taiwan.

On behalf of my colleagues, we appreciate your warm support, especially from the AAOMFR board directors and members (led by president Professor Tanimoto) and all attendees. We won the bid to hold the 2022 Asian meeting of ACOMFR in Taiwan (the conference location will probably be changed to Taichung

or Taipei).

12

This October we are having our annual meeting combined with the annual meeting of Chinese Dental Society of Republic of China. We will be presenting papers on the diagnosis of TMJD by MRI and CBCT, and the use of CBCT for guiding and diagnosing root canal therapy, Radiation safety for the elderly, and Swallowing pattern by Fluoroscopy.

Here are some pictures from my colleagues who attended the ACOMFR in India.



DM for 14th ACOMFR (May be changed to Taichung or Taipei)



Group photo of the AAOMFR board & regional director meeting (Sep.8th,v2018)



Dr. Ming-Gene Tu (President of TAOMFR) was presenting the bidding contents at the AAOMFR board & regional director meeting (Sep.8th,2018)



Photo with Prof. Arai (President of 13th ACOMFR)



Booth for promoting 14th ACOMFR



Four members of TAOMFR carried large luggage containing bidding materials



Photo with Prof. Yang (President of 22th ICDMFR)

Editor's Report Autumn 2018

Report from the Journal Editor



As reported already in the last newsletter, the restructuring process of DMFR's Editorial Board (EB) was taken a step further at the beginning of this year. After Kaohsiung, the activity details of all EB-members over the last three years was evaluated and on 31 December 2017, the following former EB members stepped down:

Peter Eickholz, Germany

Thomas Deserno, Germany

Kerstin Knutsson, Sweden

After asking for consensus from the IADMFR Board members, in April 2018 the following four individuals became EB-members:

Uwe Zeller, Germany

David MacDonald-Jankowski, Canada

Ruben Pauwels, Belgium

Hiroshi Watanabe, Japan

We have received almost exactly the same number of submitted manuscripts as per mid October 2018 as in the same period in 2017. This indicates a healthy submission rate. It is obvious, however, that we receive more submissions from adjacent medical areas, such as ENT and Neuroradiology. Although the current editorial policy is to only rarely consider manuscripts not directly related to oral and maxillofacial radiology/imaging (OMFR), if there is sufficient overlap or interest contained in a manuscript it may enter the process.

The 2017 Impact Factor amounted to 1.848 (5-year Impact Factor: 2.157) compared to 1.594 in 2016. Although this is positive for the journal, I repeat my message not to overestimate the IF as measure of journal quality. Please also be aware that small-volume journals suffer from relatively large IF-fluctuations due to the calculation behind the IF. Therefore, while we are happy that the IF for 2017 was higher than for the previous year, we cannot predict what will happen in 2018 nor should we assume that DMFR was a higher-quality journal in 2017 than it was in 2016.

Overall, DMFR is in good shape. It continues to be the number one international OMFR-journal, yet of course there are always options to improve. In 2021 DMFR will celebrate its 50th anniversary. Within the EB and the IADMFR's Board of directors we have started the discussions on how to observe this anniversary, e.g. with a special issue or similar activities. This will be further discussed during the Philadelphia IADMFR-congress next year!

Respectfully submitted,

Ralf Schulze

Editor DMFR

Report from Africa



Greetings from Africa to all the international members of the IADMFR.

We are approaching spring in the Southern hemisphere and our short winter is rapidly coming to an end.

Within weeks Pretoria, our administrative capital, will be clad in purple Jacaranda blossoms. There is no news from the four dental schools in South Africa and those in west, central, east and north Africa.

During June I attended a meeting of the Board of the IADMFR which was held prior to the European Division's congress in Lucerne, Switzerland. Under the able guidance of Reinhilde, certain programs for the effective operation of the Association were discussed. Exposure to these requirements will empower me to be of greater assistance to Council.

Claudia Noffke

IADMFR Regional Director, Africa

16

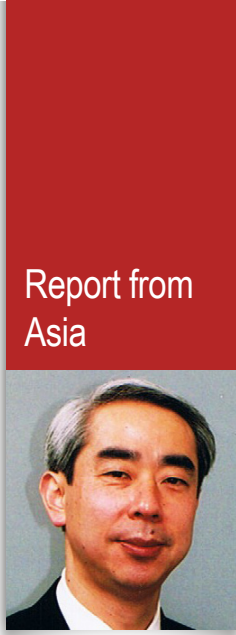


The photo shows Reinhilde and me after the meeting in Lucerne.

Greetings from Asia

The 12th Asian Congress of Oral and Maxillofacial Radiology (<http://www.acomfr12.com/index.html>) was held on in Mumbai India from 6–9 September 2018 under the President Dr. Sunali Khanna. This meeting was joint with the 5th Green Health Conference. Many doctors and students attended from over 15 countries. 90 scientific papers were presented in this meeting.

The next ICDMFR in Philadelphia promotional video was introduced by President Prof. Jie Yang. The next ACOMFR will be held from 4–7 June 2020 in Gifu Japan, which will be an Olympic year in Japan. So let's get together in Philadelphia in 2019, and then in Gifu!



Yoshinori Arai DDS, PhD
IADMFR Regional Director, Asia



Fig. 1. Award ceremony in 12th ACOMFR (<http://www.acomfr12.com/index.html>)

Dr. Byungju Joh was given a special award. (President Dr. Sunali Khanna, Dr. Keiji Tanimoto, Dr. Junichi Asaumi and Dr. Byungju Joh)

Fig. 2. Next ACOMFR in Gifu Japan (<http://www.cs-oto.com/acomfr2020/>) from Mumbai India.

Report from Asia



Greetings from South Korea

The 12th Asian Congress of Oral and Maxillofacial Radiology (ACOMFR) was held in Mumbai, India on 6–9 September 2018. About 20 people from Korea attended this ACOMFR meeting and one special lecture. Three oral presentations and ten poster presentations were given by the members of Korean Academy of Oral and Maxillofacial Radiology (KAOMFR). Dr. Byeong-Ju Cho (gold medal) and Dr. Hak-Sun Kim (silver medal) from Korea won the poster presentation prize respectively. Also, we enjoyed Indian culture and sightseeing happily in India with the help of Dr. Sunali Khanna & her ACOMFR team.

18 Several meetings of the local organizing committee for the 23rd ICDMFR were held in Seoul, Korea. Dr. Soon-Chul Choi (President Elect) and the committee members visited Kimdaejung Convention Center (Venue of the 23rd ICDMFR), in Gwangju, Korea. They checked the Ogaheon, Korean traditional house (Welcome Party place of the 23rd ICDMFR), too. The 23rd ICDMFR will be held in Gwangju, from April 28 (Wed) to May 1 (Sat), 2021.

Dr. Soon-Chul Choi and the Korean members attended the 16th ECDMFR in Lucerne, Switzerland on 13–16 June 2018. They met European colleagues and had a good experience. Also, they promoted the 23rd ICDMFR in the public booth.

Prof. In-Woo Park

President, Korean Academy of Oral and Maxillofacial Radiology (KAOMFR)



Fig 1. Korean members at the 12th ACOMFR in Mumbai, India on 6–9 Sept 2018

Fig 2. Poster presentation award at the 12th ACOMFR: from the left Dr. Sunali Khanna (President of the 12th ACOMFR), Dr. Keiji Tanimoto (Secretary General of AAOMFR), Dr. Hak-Sun Kim (silver medalist; Dankook Univ. in Korea), Dr. Yoshinori Arai (Asian director of IADMFR)



Fig 3. Korean members at the Welcome Party of the 12th ACOMFR: The men wore orange traditional Indian turban.

Fig 4. Korean members visited the Taj Mahal in India after the 12th ACOMFR.





Fig 5. The latest meeting of the local organizing committee for 23rd ICDMFR was held in Seoul, Korea on 17 Sept 2018. Dr. Eun-Kyung Kim (Vice President Designate) & Dr. Sam-Sun Lee smiling in the centre.

Fig 6. Dr. Soon-Chul Choi (President Elect) and the committee members visited Kimdaejung Convention Center (Venue of the 23rd ICDMFR), in Gwangju, Korea. He was greeting at the Convention Center Ceremony.



20




Fig 7. Dr. Soon-Chul Choi checking the Ogaheon, Korean traditional house (Welcome Party place of the 23rd ICDMFR).




Fig 8. A place to drink tea inside the Ogaheon

Fig 9. Dr. Han-Gyeol Yeom (Seoul Nat. Univ. in Korea) promoted the 23rd ICDMFR in the public booth during the 16th ECDMFR 2018 in Lucerne, Switzerland.




Fig 10. Bookmark for promotion of 23rd ICDMFR 2021

Report from India

The 12th Asian Congress of Oral & Maxillofacial Radiology was successfully held at Nehru Science Center, Mumbai, India from 6–9 Sept 2018. Nearly 200 delegates from 12 countries attended the scientific event. The President of the IADMFR was at the inaugural session and the valedictory session.

A special and unprecedented event was the interaction with school children on 7 September to raise awareness about oral health and its connection with diet, general health and a clean environment.

The conference attracted widespread attention in the Indian National print and digital media thanks to the efforts of Dr. Sunali Khanna, the youngest ever president of ACOMFR. Two prizes of USD 500 each were announced for the best papers published in the official journals of Asian Academy of Oral & Maxillofacial Radiology. Prizes were also awarded for the winners of poster exhibition.

22

Dr. Sunali Khanna

President of the 12th ACOMFR





Fig. 1. Dr Sunali Khanna (President ACOMFR), Dr Jie Yang (President IADMFR), Dr Keiji Tanimoto (Secretary General AAOMFR) releasing the proceedings of the 12th ACOMFR in the inaugural session with dignitaries.

Fig. 2. Executive Board Members and Regional Directors of Asian Academy of Oral & Maxillofacial Radiology at Nehru Science Center, Mumbai



Fig. 3. Delegates in traditional Indian head gear for the Cultural Bonanza

Report from Europe

Dear Colleagues,



In June 2018 the 16th European Congress of Dentomaxillofacial Radiology took place in Lucerne, Switzerland. The meeting was very successful with over 250 participants at both the pre-congress course and the main congress. We congratulate Dr Dorothea Dagassan and Professor Michael Bornstein and their local team for the excellent organisation (Fig. 1). The topic of the pre-congress was "The Virtual Patient: The crucial role of imaging in the digital workflow" and it attracted not only dentomaxillofacial radiologists and practitioners with special interest in dentomaxillofacial radiology, but also general dentists. Subjects like "How precise is a CBCT" and "CBCT diagnostic pitfalls" and the use of CAD/CAM in different areas were discussed. The pre-congress ended with a dynamic panel discussion of speakers and manufacturers. Guest speakers of the congress included IADMFR member and EADMFR Past President Kaan Orhan who explained "The T in TMJ: image modalities and basic diagnostic needs". During the industrial partners forum the audience learned about the newest achievements in imaging diagnostics. We are honoured that so many members of IADMFR attended our European meeting, including the current IADMFR President Jie Yang, IADMFR's Secretary General Reinhilde Jacobs, as well as the President of the 12th Asian Congress of Oral & Maxillofacial Radiology, Sunali Khanna.

In the last week of September 2018 the Annual Meeting and Refresher Course of the European Society of Head and Neck Radiology was held in London. This time the meeting was organised in cooperation with the British Society of Dental and Maxillofacial whose President is Suk Ng, also a member of the EADMFR. One of the sessions was dedicated to dentomaxillofacial radiology and EADMFR Treasurer, Nick Drage, delivered a most comprehensive educational lecture on differential diagnosis of radiolucencies of the jaws (Fig. 2).

It should be underlined that although it was an early morning session, the room was full, which means that topics in dentomaxillofacial radiology are of key interest to head and neck radiologists. The presence of so many EADMR members at this meeting shows that they want to increase their knowledge in diagnostics in head and neck radiology. Closer cooperation between the two societies would be beneficial for both organisations.

The next European activity in the area of dentomaxillofacial radiology will be the 6th Junior Meeting of the European Academy of Dentomaxillofacial Radiology. The meeting will take place in Istanbul, Turkey, February 3–7, 2019. Approximately 30 young people in DMFR specialist training, MSc- or PhD students in DMFR, will have the opportunity to meet. If you are a senior member of EADMFR we kindly ask you to inform your younger colleagues about the meeting and recommend them to apply for an excellent opportunity to learn, exchange experiences and to network. In order to learn more about our events, please visit the website <https://eadmfr.eu/junior-meeting-2019/previous-junior-meetings/>, where you can see some films from our previous gatherings. Please visit EADMFR's webpage for further information and registration; <https://eadmfr.eu/junior-meeting-2019/>

We also encourage you to follow EADMFR fan page on Facebook <https://www.facebook.com/EADMFR/> in order to learn more about our current activities. Do not forget to give us a "Like"!

Best wishes from the European directors,

Ingrid Różyło-Kalinowska

Eva Levring Jäghagen



Fig. 1. The local team of the 16th EADMFR congress together with EADMFR board and staff in Lucerne.



Fig. 2. Nick Drage lecturing at the ESHNR meeting in London.

Dear colleagues,

We are happy to let you know about our XII Latin American Congress of Dentomaxillofacial Radiology (ALARID), organized by the Mexican Association of Oral and Maxillofacial Radiology (AMROM) in Mexico City (7–9 June 2018). About 350 people from 19 countries participated, among DMFRs and general dental practitioners. Speakers of international recognition from Latin America presented topics of interest for our specialty. The whole event was held in a fraternal atmosphere and with an excellent attendance.



Fig. 1. Congress organizers and some personalities




Fig. 2. Conference attendees

In Santiago de Chile, on 27–28 July 2018, a course organized by the Chilean Society of Oral and Maxillofacial Radiology gathered more than 150 attendees. The keynote speaker was Prof. Dr. Claudio Froes de Freitas (Brazil), and lectures were about anatomical variations, fibro-osseous lesions, maxillary sinuses and TMJ evaluation among others. This course was supported by an important commercial exhibition of around ten different sponsors.



Some images of the course given by Prof. Claudio de Freitas in Santiago de Chile on 27–28 July 2018.

Also, on 24–25 August 2018, a course entitled Advanced Concepts in Oral and Maxillofacial Radiology was organized by the Universidad de los Andes and sponsored by the Chilean Society of Oral and Maxillofacial Radiology. With attendance of more than 100 colleagues and speakers from Chile, Argentina (Hugo Dagum) and Peru (Victor Calderon) plus poster presentations.

Some images of the course organized by the Universidad de los Andes and sponsored by the Chilean Society of Oral and Maxillofacial Radiology. Santiago, Chile.





Fig. 3. Opening ceremony. Dr. Marcio Buscatti (coordinator of the scientific committee), Dr. Elza Santos (president of the meeting), Dr. Mychelle Gurgacz (president of ABRO), Dr. Fabio Araki (CRO-SP), and Dr. Jie Yang (president of IADMFR).



Fig. 4. The 22nd JABRO had more than 800 attendees this year.



Fig. 5. Dr. Jie Yang and Dr. Anne Oenning (regional director of IADMFR - Brazil).

In Rosario, Argentina, the 2nd National Meeting of the Argentinian Association of Diagnostic Maxillofacial Imaging, AADIMAX, was held at the Faculty of Dentistry of the National University of Rosario on 19 October 2018. The scientific program had 8 invited speakers. Also in Argentina, the 5th Argentinian Congress of Diagnostic Maxillofacial Imaging will be held in the city of Salta, located at north of that country. More information can be found at the AADIMAX's website: www.aadimax.com.ar

In Brazil, the 22nd meeting of the Brazilian Association of Oral Radiology (JABRO) took place from August 16 to 18 in Campos do Jordão (São Paulo state). The event, coordinated by Dr. Elza Santos, had 863 participants attending 23 keynote sessions and visiting a commercial exhibition composed by 22 exhibitors. Moreover, 149 posters and 22 oral sessions were presented during the event. The main research award (novos talentos) was given to Eduarda Helena do Nascimento, a PhD candidate from the University of Campinas (UNICAMP), for her research entitled "Effect of automatic exposure compensation on the radiographic diagnosis of proximal caries". The IADMFR president, Dr. Jie Yang (Temple University, USA), gave an excellent keynote presentation on the differential diagnosis of soft tissue calcifications. Dr. Michael Bornstein, from the University of Hong Kong, currently the IADMFR treasurer, approached a very relevant topic in his presentation: CBCT optimization (High or low dose? Small or large field of view?). The role of the oral radiology in the virtual patient concept was also debated during an intraoral scanner forum. The president of ABRO, Dr. Mychelle Gurgacz, highlighted the great number of registrations and the high quality of the national and international sessions and presentations. Dr. Jie Yang and Dr. Anne Oenning also took the opportunity to advertise the next IADMFR congress (Philadelphia, 2019) and promote the international association.

The next ABRO congress (CONABRO), that happens every two years, will be held from August 14 to 17, 2019 in São Paulo city. Despite the close proximity to the date of the international congress, the ABRO's board of directors believes that will not impair the Brazilians' attendance to the ICDMFR.

Best wishes from the Latin American Directors,

Anne Caroline Oenning, Alejandro Hidalgo, Enrique Sierra

IADMFR Regional Directors, Latin America

Report from North America



Report from the USA

Greetings from North America! We hope that this edition of the newsletter finds you all doing well.

The American Academy of Oral and Maxillofacial Radiology (AAOMR) held its 69th Annual Session in San Antonio, Texas in September 2018. Dr. Deb Gander presided over the meeting as our President; Dr. Bill Scarfe was celebrated as the new President of the AAOMR; and, Dr. Mansur Ahmad is our new President-Elect. Among the many lectures held during this year's annual session, attendees enjoyed presentations by Dr. Ric Harnsberger, a medical radiologist and author of many radiology textbooks, as well as Dr. Tom Underhill, a medical radiologist who began his professional

career as an Oral and Maxillofacial Radiologist. In addition, Dr. Lisa Koenig, author of *Diagnostic Imaging: Oral & Maxillofacial*, gave a presentation on the trials and tribulations of authoring a radiology text. A perennial favorite of the annual session is the residents' lunch and learn with young radiologists who are establishing their careers. This lunch and learn offers a time for the residents and young radiologists to network and discuss career paths.

A Low Dose Radiation Conference hosted by the American Nuclear Society and the Health Physics Society was held from September 30th to October 3rd, 2018 in Pasco, WA, USA, near the Hanford Nuclear site. The main focus of the conference was to review the continued scientific basis of the linear non-threshold theory of radiation safety or whether there may actually be a radiation dose that could be considered a safe dose—in other words a threshold dose below which does not result in an increased risk of cancer. There were representatives from various national and international agencies, such as the ICRP, IAEA, NCRP, FDA, EPA and US Department of Energy, in attendance to report on the latest research in the area of low-dose (<100 mSv) radiation. Of course many concepts were discussed such as dose and dose rate effectiveness (DDREF), as well as acute versus chronic doses, age at the time of dose, and occupational hazards. No consensus on these two theories was reached at this conference, although there is progress being made on research which will give us more definite information upon which these experts will be able to make a more scientifically based decision.

I am pleased to report that I had several very informative conversations with representatives from the Head of the ICRP Scientific Committee, the former Chair of the Low Dose Radiation Committee of the Department of Energy, officials within the EPA as well as other academicians active in research in the area of low dose radiation. These officials were very pleased to see Oral Radiology represented at the Conference.

Dr. Jie Yang, our IADMFR President, and all of us in the North American Oral Radiology community look forward to seeing you in Philadelphia from August 22–25, 2019 to welcome you to the 22nd IADMFR Congress to be held in the City of Brotherly Love! Here is the weblink to the meeting: <https://www.iadmfr2019.org/> just in case you have any trouble finding it!

Respectfully submitted,

Jeffery B. Price, DDS, MS

IADMFR North American Director

IADMFR Secretary to the Board

Clinical Associate Professor and Director of Oral & Maxillofacial Radiology

University of Maryland School of Dentistry



Greetings from Canada

We would like to congratulate heartily our own Dr. Maire Dagenais, on her appointment as Executive Director and Registrar of the National Dental Examination Board (NDEB). Maire was the Associate Dean Academic Affairs, McGill's Faculty of Dentistry, from 2000 to 2013, the President of the Association of Canadian Faculties of Dentistry (ACFD) in 2005 to 2006 and the President of the Canadian Academy of Oral and Maxillofacial Radiology (CAOMR) from 2008 to 2011. The NDEB, created by an Act of the Canadian Parliament in 1952, is "responsible for establishing and maintaining a national standard of competence of dentists in Canada." ([https://publications.mcgill.ca/dentistry/2017/05/29/dr-marie-dagenais-hired-as-new-executive-director-and-registrar-of-](https://publications.mcgill.ca/dentistry/2017/05/29/dr-marie-dagenais-hired-as-new-executive-director-and-registrar-of-the-ndeb/)

[the-ndeb/](https://publications.mcgill.ca/dentistry/2017/05/29/dr-marie-dagenais-hired-as-new-executive-director-and-registrar-of-the-ndeb/)) The Canadian dental profession cannot be in a more experienced and competent pair of hands as those of Maire!

Congratulations also to our American colleagues Bill Scarfe and Christos Angelopoulos in bringing to life Springer's "Maxillofacial cone beam computed tomography" in 2018 and also to our European colleagues, Ingrid Rózyło-Kalinowska and Kaan Orhan. For their Springer Nature "Conventional radiography imaging of the Temporomandibular Joint" also in 2018.

Congratulations to the European Academy of Dental and Maxillofacial Radiology (EADMFR) on its very successful scientific conference in Lucerne, Switzerland.

We are looking forward to join President Dr. Jie Yang, our other friends and colleagues in Philadelphia, USA from 22–25 August 2019 for the the 22nd International Congress of Dentomaxillofacial Radiology (ICDMFR). Vancouver, Canada, itself will be host to the 97th General Session and Exhibition of the International Association of Dental Research (IADR) from the 19th to 22nd June.

David MacDonald

IADMFR Regional Director, North America

3-7 February 2019

**The 6th Junior Meeting of
the European Academy of
Dentomaxillofacial Radiology
(EADMFR)**

Location: Istanbul, Turkey

<https://leadmfr.eu/junior-meeting-2019>

22-25 August 2019

**The 22nd International
Congress of Dento-Maxillo-
Facial Radiology (ICDMFR) and
70th Annual Session of the
American Academy of Oral
and Maxillofacial Radiology
(AAOMR)**

*Location: Philadelphia, Pennsylvania,
USA*

www.iadmfr2019.org

4-7 June 2020

**The 13th Asian Congress
of Oral and Maxillo-Facial
Radiology (ACOMFR)**

Location: Gifu, Japan

www.cs.oto.com/acomfr

28 April-1 May 2021

**The 23rd International Congress
of Dento-MaxilloFacial
Radiology (ICDMFR)**

Location: Gwangju, Republic of Korea

If you would like to contribute any news, book reviews or articles to the IADMFR newsletter then please e-mail *publications@bir.org.uk* with an outline of your proposal.

Advertising

Advertising opportunities are available in the IADMFR newsletter and the *DMFR* journal and website. Please contact *advertising@bir.org.uk* for more information.