



- PRESIDENT'S REPORT

- SECRETARY GENERAL'S REPORT

THE INTERNATIONAL ASSOCIATION OF
DENTO-MAXILLO-FACIAL RADIOLOGY

NEWSLETTER

Vol.45 No.1 2016

Submit to **DMFR**

Publishing the very best research in
dental, oral and maxillofacial radiology

- Average submission to first decision: 2 weeks!
- Constructive peer-review
- 2014 Impact Factor = 1.390
- 5-year Impact Factor = 1.534
- Eminent, international Editorial Board
- Average acceptance to online: 4 weeks
- Open access option
- Indexed on PubMed, ISI, Scopus and Embase

www.editorialmanager.com/dmfr

2	Editorial
4	Report from the President
7	Report from the Secretary General
18	Report from the Journal Editor
20	Report from Africa
21	Report 1 from Asia (Japan)
204	Report 2 from Asia (South Korea)
26	Report 3 from Asia (Thailand)
28	Report from Europe
32	Report from Latin America
33	Report from the Middle East
36	Report from North America
38	Forthcoming Meetings



Dear IADMFR members and colleagues,
Warm greetings from Philadelphia, Brotherly-love City in the USA!

I am very pleased to share with you that Philadelphia, the host city of the 22nd International Congress of Dento-Maxillo-Facial Radiology (ICDMFR), was named the first World Heritage city in the USA by the United Nations Educational, Scientific and Cultural Organization (UNESCO). World Heritage cities are awarded the distinction based on their notable contributions to the world. In Philadelphia, the Declaration of Independence and the Constitution of USA were signed here in 1776. Both documents had a profound impact on democracy and law-making around the world. The title, also held by cities like Paris, Jerusalem and St Petersburg, will increase tourism, especially the number of foreign tourists that flock to Philadelphia annually.

Another major event was that on 22–27 September 2015 when Pope Francis visited USA and Philadelphia. Nearly one million people from across the globe attended The Pope’s Mass and The World Meeting of Families in Philadelphia.

On 25–28 July 2016, all eyes will be on Philadelphia again as the city hosts the Democratic National Convention. The convention is one of the marquee events of the 2016 USA Presidential Race. During the week-long gathering, delegates from the Democratic Party will announce their nominations for President and Vice President of the United States.

All these events will not only have a major political and economic impact on the people of Philadelphia, but also prepare for the city to host a very pleasant and friendly 2019 ICDMFR in the first World Heritage city of the USA.

Sincerely,

Dr Jie Yang

President-elect and Newsletter Editor of IADMFR
President of American Academy of Oral and Maxillofacial Radiology



1 Pope Francis visiting Philadelphia.

2 City skyline of Philadelphia.

Report from the President



Greetings from Kaohsiung, Chinese Taipei. It has been 5 months since the last issue of IADMFR newsletter. In the last 5 months, two big events have happened in Chinese Taipei. First, Chinese Taipei made a historical mark in democratic political history by electing its first female president. Second, a 6.4 earthquake with an epicentre in east Kaohsiung caused extensive damage in Tainan, a city 40 km north of Kaohsiung. The earthquake happened 2 days before Chinese New Year, and killed over 100 individuals and injured hundreds more. This Chinese New Year holiday was celebrated with a heavy heart and sad memories. I personally appreciated friends from overseas universities and organizations who expressed their concerns and condolence.

I would also like to take this time to make an announcement that the Chinese Taipei Academy of Oral and Maxillofacial Radiology (OMFR) has elected our first female president, Professor Ming-Gen Tu, who is also the general secretary of the local organizing committee of IADMFR 2017. We had our annual meeting on 20th March 2016. In addition, I attended the annual meeting of OMFR at Wu-Han city, China, on


6–7 November 2015. Nearly 200 attendees were present, with high quality lectures and many interesting papers delivered.

Regarding the preparation work for the 2017 IADMFR Congress in Kaohsiung City, we have finalized the location of the conference meeting place. The 2017 IADMFR Congress will be held at the 85-Sky Tower Hotel located in downtown Kaohsiung City, which has a splendid ocean view and convenient transportation. We are also currently inviting the speakers for the Congress. I truly believe the chosen speakers will make a strong and wonderful academic cast list. In addition to all this, we have also prepared a pre-Congress tour, continued education, golf tournaments, as well as many other activities. It is my sincere wish for all those attending the 2017 IADMFR Congress in Kaohsiung City that they will enjoy their stay in this great gathering of events.

Dr Li Min Lin

IADMFR President





Kaohsiung

April 26-29, 2017

www.iadmfr2017.tw
Secretary@iadmfr2017.tw



Dear Colleagues,

Greetings from the IADMFR office in Cape Town. 6 months have already passed since the 20th ICDMFR in Santiago.

I had the privilege to represent the IADMFR at an International Atomic Energy Agency (IAEA) consultancy meeting in order to review training material on radiation protection in dental radiology. The meeting was held at the IAEA headquarters in Vienna from 8–10 February 2016. The IAEA is developing a dedicated training package on radiation protection for dentists. This training material will be part of the IAEA's strategic approach for sustainable training with the purpose of training the trainers. The material will be directed at lecturers in dental schools who teach to students and practicing dentists, as well as dental professionals using X-ray imaging in their practice. The package will then form the basis for further development of e-learning material to be directly used by dentists and dental students. Future activities on radiation protection in dental uses of ionizing radiation will also be planned. The purpose of the consultancy is to:

- review and provide feedback on the draft training material on Radiation Protection in Dental Radiology
- review the content of the Radiation Protection of Patients (RPOP) website (<http://rpop.iaea.org/RPOP/RPoP/Content/index.htm>) related to dentistry
- to advise the IAEA on future training activities and other actions needed to promote radiation protection in dentistry.
- The new material on radiation protection in dental radiology is expected to make a significant change in the delivery of reliable information, in line with the latest developments in the field and international standards. The training syllabus, learning objectives and content were agreed upon and the material was structured into 11 modules. The updated training package will be sent to the experts and international organizations for their review and approval before the material is uploaded to the IAEA RPOP website. Endorsement from the represented international organizations will be sought.

Report from
the Secretary
General



Please find below the minutes of the General Assembly of the IADMFR held on the 28 August 2015 during the 20th International Congress of the International Association of Dentomaxillofacial Radiology in Santiago, Chile.

Kind Regards,

Prof. ME Parker

Secretary General of the IADMFR

THE 20TH INTERNATIONAL CONGRESS OF THE INTERNATIONAL ASSOCIATION OF DENTOMAXILLOFACIAL RADIOLOGY

Minutes of the General Assembly Meeting

28 August 2015

Centroparque Convention Centre, Presidente Riesco Street 5330, Parque Araucano, Las Condos, Santiago, Chile

• Welcome and opening of the meeting

The meeting was called to order at 12:15 pm. The President, Andres Briner welcomed all members to participate in the Congress and the General Assembly Meeting.

Andres Briner requested the Secretary General, Prof. ME Parker to chair the general assembly meeting.

The Secretary General, Prof. ME Parker opened the meeting. First, he thanked Andres Briner and his organizing team for doing an excellent job in hosting this congress.

Prof. ME Parker introduced the members of the Executive Committee seated at the podium.

Prof. Parker expressed gratitude to all members who have attended the 20th IADMFR and the General Assembly Meeting.

• Absentees and alternates

The Secretary General, Prof. ME Parker tendered the apologies of Editor Ralf Schulze, Shi-Long Liam.

• Minutes of the General Assembly Meeting in Bergen, Norway on 26 June 2013

The Secretary General indicated that the minutes of the General Assembly held at the 19th Congress of the IADMFR in Bergen, Norway on 26 June 2013 had been previously distributed (published in the Newsletter and available on the internet).

Proposed (Lovelock) and seconded (O'Carroll) as being read. There was no discussion.

VOTE: The motion *"To accept the Minutes of the General Assembly, 26 June 2013 held in Bergen, Norway"* was accepted unanimously.

• Report of the Secretary General

Prof. Parker presented his report to the meeting. The report had been previously distributed and was available on the internet.

Proposed (O'Carroll) and seconded (Friedlander-Barenboim) as being read.

VOTE: The motion *"That the Report of the Secretary General be accepted"* was accepted with one abstention.

Discussion

Prof. Parker highlighted a few points from the report. Over the past 2 years the membership was stable, ranging from 500–600. We have many new members, however, some old members do not renew. More work needs to be done. South America and India have shown an increase in membership, while other regions are stable or decreased.

The website has been upgraded. The website is user friendly. It provides a Facebook page and may be opened with an iPhone. The members can use it to register or renew their membership. The website allows online payments for Visa and Master Card holders and EFT payments. It provides the IADMFR office direct access to the banking services via a web interface, proof of payment and membership certificate integration into the online system, and membership profile database. The website can also run online surveys, perform online voting, distribute newsletter, and automated access to *DMFR* journals.

• Report of the Treasurer/Finance Committee

The Treasurer, Curly Nortje, presented his report (2013–15) and budget (2013–15) accompanied by explanatory tables to the Assembly.

Discussion

Curly Nortje indicated that financially the Association was in a good and stable condition. The main income was from our membership. The main expenses were for digitizing previous issues of the journal and research awards.

Proposed (Costa), seconded (Lovelock) as being read.

VOTE: The motion *“That Treasurer/Finance Committee Report be accepted”* was accepted unanimously.

- Past President’s Report

The Past President, Tore A. Larheim indicated that his report was distributed in the handout of the meeting and available on page 23. Despite having a small organizing team and hosting a congress in an expensive city, they ran a successful congress. Pre-congress tour was the most attractive site in Norway. There were 428 attendees from 45 nations or regions for the 19th ICDMFR. The organizing team chose the theme “Bridging the gap” for the main congress.

Proposed (Jacobs), seconded (O’ Carroll) as being accepted as read.

VOTE: The motion *“That Past President’s Report be accepted”* was accepted unanimously.

- President’s Report

The President, Andres Briner was pleased with the decision made by the IADMFR. Chile was the founding place of the International Association. 6 years ago, IADMFR made a right decision to have Santiago, Chile to host the 20th ICDMFR based on a principal of continental rotation. He expressed his gratitude to the organizing team members. They were very supportive.

Andres Briner also appreciated the support of the trust fund. With the trust fund the congress was able to support many members to join the congress from low income nations.

There were many companies that supported this congress. 12 keynote speakers were invited. 4 parallel sessions were arranged for the congress. Translation services (English–Spanish) were provided in the congress.

Andres Briner welcomed all participants. So far there were approximately 795 people registered.

Prof. Parker, Secretary General presented appreciation certificates to key organizing team members.

Being proposed (Costa), seconded (Lovelock) as being read.

VOTE: The motion *“That the President’s Report be accepted”* was accepted unanimously.

- Report of the President Elect

The President elect, Li Min Lin indicated his report was submitted and included on page 27 of the GA documents.

Li Min Lin reported that Kaohsiung, the hosting City of the 21st ICDMFR, is the second largest city in Chinese Taipei. The city has a reputation of harmony and welcoming.

Li Min Lin reported that the 21st ICDMFR will be held on 26–30 April 2017.

Proposed (Costa), seconded (Arai) as being read.

VOTE: The motion *“To accept the President Elect’s Report”* was accepted unanimously.

- Report of the Newsletter Editor

Li Min Lin reported that as President-elect he also served as the newsletter editor. Three issues of newsletter, were published. He acknowledged the Board members, who had contributed to the newsletters by sending their reports.

Proposed (Costa), seconded (Arai) as being accepted as read.

VOTE: The motion *“That the Newsletter Editor’s Report be accepted”* was accepted with one abstention.

- Editor’s Report

Editor’s report was submitted earlier to Prof. Parker. Ralf Schulze was not able to come to the meeting in Santiago, Chile. Prof. Parker thanked Mel Mupparapu for his service as an associate editor of DMFR.

Proposed (Costa), seconded (Jacobs) as being accepted as read.

VOTE: The motion *“That the Editor’s Report be accepted”* was accepted unanimously.

- Publisher’s Report

The Secretary General called upon Ms Sophia Anderton of the British Institute of Radiology (BIR) to present her report. The report was also submitted and circulated. Ms Anderton highlighted some points in her report. Johan Aps from the University of Washington has replaced Mel Mupparapu to serve as a new associate editor. CBCT special issue would increase impact factor of the journal. The current impact factor of the journal is 1.39, which indicates that the journal is in a strong position. Both editor and associate editors are working hard. The waiting time, 2–24 days after a manuscript being accepted for publish, has been significantly reduced.

Proposed (Costa), seconded (O’Carroll) as being accepted as read.

VOTE: The motion *“That the Publisher’s Report be accepted”* was accepted unanimously.

- Webmaster Report

The report of the webmaster, was distributed earlier and presented.

Proposed (Jacobs), seconded (Costa) as being accepted as read.

VOTE: The motion *“That the Webmaster’s Report be accepted”* was accepted.

- Trust Fund Report

Gerard Sanderink reported that the trust fund provided a contribution of \$30,000 for the ICDMFR 2015 in Santiago for translation services and travel grants. Furthermore a loan of \$20,000 was provided for the startup for the Congress in Santiago. During the past 2 years the trust fund was used to support membership from poor countries, to provide research awards and travel grants, and to pay for journal publication.

Proposed (Jacobs), seconded (Costa) as being accepted as read.

VOTE: The motion *“That the IADMFR Trust Fund Committee’s Report be accepted”* was accepted.

- IADMFR Research Award

Since Ralf Schulze, the chair of research award committee was not available, Prof. Parker, the Secretary General and Andres Briner presented research awards on his behalf. Seven manuscripts were selected and six of them were presented in the congress. Three papers received monetary awards. The recipients of the research awards were as follow:

First place: Louise Hauge Matzen

Second place: Lars Bo Petersen

Second place: Gabriels Salatino Liedke

Prof. Parker and Andres Briner congratulated all finalists and the award recipients.

- Report of the Nominating Committee

Prof. Parker called upon the chair of the Nominating Committee, Tore A Larheim to present his report.

Tore A. Larheim presented his report to the General Assembly. He first reported that the Nomination Committee received legitimate bidding documents from Jie Yang, Temple University, Philadelphia, USA. Jie Yang has been an active member of IADMFR for many years. He has been serving as North American Regional Director and Board Member since 2005. The

supporting letters and bidding documents were strong. The nomination process was conducted by Tore A Larheim, Claudio Costa and Reinhilde Jacobs. After a thorough review of the bidding documents, the Committee nominated Philadelphia, USA to host the 22nd ICDMFR in 2019.

Proposed (Arai), seconded (Martin Bourgeois) as being accepted as read.

VOTE: The motion *“That Nomination of the 22nd ICDMFR held in Philadelphia in 2019 by the Nomination Committee be accepted”* was accepted unanimously.

Discussion

Yoshinori Arai congratulated USA to host the 22nd ICDMFR in Philadelphia in 2019. However, he suggested that Korea should be approved for 2021 Congress. Soon-Chul Choi, who is in charge of bidding process for Korea, also felt disappointed with the fact that Korea was not approved to host 2021 Congress. Prof. Parker, Secretary General, explained that based on the IADMFR constitution and by-laws, we should not approve two meetings in the same time since other countries may compete for the 2021 Congress as well.

Tore A Larheim then reported that Prof. Parker has been serving as Secretary General for 8 years. It is time to search for a new Secretary General. It was decided to appoint a Secretary General-Elect so that we can have a smooth transition. The nomination committee has received an application from Prof. Reinhilde Jacobs for the position. Reinhilde Jacobs has been a long time IADMFR member. She has been serving as European Regional Director and Board Member. She was also the Past-President of EADMFR. Therefore, she could be very qualified for the position.

Proposed (Costa), seconded (Yang) as being accepted as read.

VOTE: The motion *“That the Nomination of Reinhilde Jacobs to serve as next Secretary General-Elect of IADMFR 2015–17 be accepted”* was accepted unanimously.

- New Officers of IADMFR

Prof. Parker presented the slate of proposals for IADMFR Officers and Committee Members for 2015–16 (see Appendix A). The proposal was open for discussion and no objections were received from the floor.

Proposed (Costa), seconded (Mupparapu) as being accepted as read.

VOTE: The motion *“To accept the New IADMFR Officers and Committee Members”* was accepted unanimously.

- Other items as submitted

The Secretary General, Prof. Parker presented a request from Turkey for Regional Change. The request was submitted 2 years ago to the IADMFR board to move Turkey from the Middle East to Europe Region. However, the constitution change was not announced before the previous congress. Therefore, no vote could be done during Bergen congress. This time Turkey submitted the request again. The request for the constitution amendment has been circulated on the IADMFR website for the entire membership to review. Therefore, an up-or-down vote can be done in this congress.

Proposed (Kaan), seconded (Mork-Knutsen) as being accepted as read.

VOTE: The motion *“That the proposal to change constitution with regards to moving Turkey from Middle East to European Region be accepted”* was accepted with one objection and five abstentions.

Close

The General Assembly meeting was adjourned at 1:25 pm, 28 August 2015.

Respectfully Submitted,

Jie Yang

President-elect and Secretary to the Board of IADMFR
Professor and Director of Oral and Maxillofacial Radiology

APPENDIX A

IADMFR Officers: 2015–17

President	Li-Min Lin	Chinese Taipei	17
Immediate Past President	Andres Briner	Chile	17
Secretary General	ME Parker	Republic of South Africa	17
Secretary General Elect	Reinhilde Jacobs	Belgium	17
Treasurer	Curly Nortje	Republic of South Africa	17
President Elect	Jie Yang	USA	17
Senior Vice President	Elisa Parraguez	Chile	17
Junior Vice President	Shi-Long Liam	Chinese Taipei	17
Vice President Designate	Mustafa Badi	USA	17
Secretary to the Board	Jie Yang	USA	17
Editor of the Journal	Ralf Schulze	Germany	17

Regional Directors: 2015–17

Ex-officio		
Gregorio Faivovich	Chile	
Africa (1)		
Claudia Nofke(15)	South Africa	17
Asia (2)		
Soon-Chul Choi	Korea	17
Yoshinori Arai	Japan	17
Middle East (1)		
Ebtihall Al Abdeen	Saudi Arabia	17
Europe (2)		
Ingrid Rozylo-Kalinowska	Poland	17
Eva Levring Jaghagen	Sweden	17
North America (2)		
Christos Angelopoulos	USA	17
Jefferey B Price	USA	17
Latin America (3)		
Jorg Arturo Beltran Silva	Peru	17
Fabio Ribeiro Guedes	Brazil	17
Adriana Poletto	Argentina	17
Australasia (1)		
Tom Huang	Australia	17

IADMFR Committees 2015–17

Nominating Committee (3 Board Members + Immediate Past President as chairman)

- Andres Briner (Chair)
- Christos Angelopoulos
- Ingrid Rozylo-Kalinowska
- Yoshinori Arai

Selection Committee IADMFR Research Award – chaired by Editor + 4 others (Europe, Americas, Asia, rest of the World plus a member from LOC)

- Ralf Schulze (Chair)
- Keiji Tanimoto
- Ann Wenzel
- Claudio Costa
- John Ludlow
- Andy Teng

Finance Committee – Treasurer, Secretary General, Regional Director

- Curly Nortje (Chair)
- ME Parker
- Jeff Price

Constitution and Bylaws Committee – 5 Board members

- ME Parker
- Andres Briner
- Jie Yang
- Soon-Chul Choi
- Eva Levring Jaghagen

Trust Fund Committee – 5 members, elect own Chairman and Secretary

- Keiji Tanimoto
- Claudio Costa
- Gerard Sanderink
- Tore A Larheim
- Andres Briner (Chair)

Fellowship Committee (3 Honorary or Fellow Members)

- Stuart White
- Takura Wada
- Douglas Lovelock

Newsletter Committee

- Jie Yang (President Elect)

Guidelines Committee

- Bjorn Mork-Knutsen
- Silvina Friedlander -Barenboim
- Christina Lindh
- Claudio Costa

Education committee

- Sharon Brooks (Chair)
- Bjorn Mork-Knutsen
- Claudia Nofke
- Rubens Spin-Neto

Imaging Modalities and Standards Committee

- Soon-Chul Choi
- Christos Angelopoulos
- Vania Fontanella
- Linda Arvidsson

Research Committee

- Kivanc Kamburoglu
- Kaan Orhaan
- P.C. Mallik

Website Committee

- ME Parker
- Gerard Sanderink
- Sylvina Friedlander-Barenboim
- Kivanc Kamburogu
- Mustafa Badi



Dear IADMFR members, dear colleagues, dear friends,
2015 was my fourth year as Editor of *DMFR*. In other words, I can now already sort of look back on some previous years. What was special last year? Well, of course the 2014 impact factor (IF) of 1.390 was one important aspect. Although, as pointed out before, this does not have to be overestimated since annual fluctuations are very normal for small-scale journals such as *DMFR*, I believe the increase in IF is good for us, particularly in the light of the more stable 5-year IF of 1.534 in 2014. This means, that our journal is in a quite stable position with regards to citations. This is of special interest since *DMFR* avoids doing any "IF-tuning" except from selecting those papers with the highest quality. In this context it is important to emphasize, that the Editors in *DMFR* do not select those papers that are most likely to be cited, but rather those that have the best quality. That's an important difference.

So in respect of the IF *DMFR* does well. In addition, we had about the same (high) number of submitted manuscripts in 2015, also indicating a stabilization at a rather high level. Yet there are still some options to improve the general quality of submissions. Luckily, *DMFR* receives a decent number of high-quality manuscripts. However, we also receive many submissions that are not appropriate either in quality or in topic. In other words, we could still deal with many more high-quality papers. You certainly know that the relative restrictive reviewing process results in relatively low acceptance rates. In 2015, we had a total acceptance rate of 19%. I personally would be certainly happy to increase that acceptance rate, however, this again is only dependent on the quality of the work submitted.

Another important step for the journal in 2015 was the establishment of Johan Aps from the University of Washington, Seattle, USA, as Associate Editor from the Americas. As mentioned last year, Mel Mupparapu had to step down from this position due to personal reasons. After some searching, we were very lucky and happy to have such a high-quality expert as Johan Aps accepting to replacing Mel. Johan has a special qualification in paediatric dental radiography. In light of an increasingly momentum-gaining discussion on radiation worries caused by medical radiographic imaging procedures, I consider this particularly beneficial knowledge for an imaging specialist journal. I would also like to take this opportunity to very clearly point-out the high amount of work required as voluntary Associated Editor. It really requires some dedication, commitment and expertise in the field to do this job!

Having said this, I will end with the assurance that all Editors as well as the Publisher will continue their commitment to our journal in an attempt to further improve. This is also the mission for 2016!

With the best wishes,

Ralf Schulze
Editor-in-Chief *DMFR*

Report from Africa



Academic programs in South African dental schools kicked-off in January and problems, such as lack of equipment, funds and staff, which are experienced at most dental schools, persist. The good news is that the year so far has been uneventful with no student unrests at our university, unlike most other South African Universities where several weeks have already been lost. In general, the students demand a fall in tuition fees which is reasonable as poor families can hardly afford the costs of having a child in tertiary education. Student fees are determined to a great extent by the subsidy paid by the government to universities and this deadlock cannot be overcome outside the political realm.

All equipment used in radiology in South Africa is imported and with the disastrous fall in the value of our currency the cost of delivery of equipment is increasing astronomically. This hampers our desire to compete in research employing state-of-the-art

equipment which has become unaffordable. The main benefit of our geography is, however, the magnitude of the pathology diagnosed in our clinical units. No single week passes by without us diagnosing a rare odontogenic tumour or less than one dozen osseous dysplasias. There are no Oral and Maxillofacial Radiology congresses in South Africa in the foreseeable future. Don't forget, however, to exploit our exchange rate to your advantage and visit us in our beautiful country.

Prof. ME Parker, the Secretary General, represented the IADMFR at an International Atomic Energy Agency (IAEA) consultancy meeting on radiation protection in dental uses of ionizing radiation. The meeting was held at the IAEA headquarters in Vienna from 8–10 February 2016. Further details can be found in the Secretary General's report.

Kind regards from South Africa,

Claudia Noffke

Sefako Makgatho Health Sciences University (SMU)

This winter we had some unusual weather in Japan. It snowed on Okinawa, the southernmost island in Japan, for the first time in recorded history. However, members of Japanese Society for Oral and Maxillofacial Radiology (JSOMR) have been working actively in Japan and other countries.

The 222nd meeting of the Kanto Block Chapter of JSOMR was held on 23 January 2016 at Tsurumi University School of Dental Medicine in Kanagawa, Japan, chaired by Prof. Kaoru Kobayashi. There were three lectures. First, Prof. Kobayashi, who is Dean of the university, on the "Exciting activation of the Kanto Block Chapter of JSOMR". Next, Prof. Masashi Sugisaki, who is a guest professor at Tsurumi University, presented an educational lecture about "Hippocrates method for treating the dislocation of TMJ". Finally, the special lecture was given by Prof. Koji Hashimoto of Nihon University School of Dentistry (Figure 4). His title was "Professor Noboru Teruuchi, the first Professor of oral radiology in Japan". The first Oral Radiology Department was established by him at Nihon University in 1923.

The 35th Joint Meeting of the Kansai Block and Kyushu Block Chapters of JSOMR was held on 12 December 2015 at Department of Oral and Maxillofacial Radiology, Osaka University in Osaka, Japan, under the chairmanship of Prof. Souhei Furukawa. There were 16 oral presentations and a lot of discussions.

The 37th forum on the safe use of medical radiation was held on 25 February 2016 at Tokyo Metropolitan University by the Japan Association on Radiological Protection in Medicine (Figure 2). This meeting focused on oral radiology, including diagnostic reference levels (DRLs), hand-held dental X-ray units, lead apron X-ray protection and CBCT.

Prof. Yoshinori Arai, of Nihon University in Japan, gave an invited lecture on "Imaging principles and application of CBCT" at Laos Scientific University School of Dentistry on 11 January 2016 in Laos (Figure 3). This country is one of the emerging economies in Southeast Asia. There has been a panoramic radiography machine at the dental hospital since 2008. It was donated by J. Morita Corporation and Nihon University and is still working well.

One of the first MRI text books in Portuguese was published in Brazil, under the title "*Atlas de IRM em Diagnóstico Oral e Maxilofacial: Princípio e Aplicação Emodontologia*". It was written by Prof. Emiko Saito Arita, Dr Plauto Christopher Aranha Watanabe and Prof. Junichi Asaumi, and published by Elsevier, Rio de Janeiro, in 2015 (Figure 1). The book is a landmark in the ongoing collaboration

Report 1 from Asia



between Japanese and Brazilian dentomaxillofacial radiologists. I believe it will be a valuable source of information for many of our members.

The 57th General Assembly and Annual Scientific Congress of JSOMR will be held in Osaka, Japan from 18–19 June 2016, with Prof. Kimishige Shimizutani of the Department of Oral Radiology, Osaka Dental University, presiding. Details of the event are available on our website: <http://www.osaka-dent.ac.jp/jsomr/>. We are looking forward to seeing many of you.

Yoshinori Arai DDS, PhD
IADMFR Regional Director, Asia



1 Authors, Prof. J Asaumi, Prof. E Saito Arita and Dr P Christopher Aranha Watanabe, promote Atlas of MRI at 20th JABRO (Jornada da Associação Brasileira de Radiologia Odontológica) in 2015.

2 The 37th forum on the safe use of medical radiation in Tokyo, Japan. From left to right: Dr A Mishima, Mr M Nozu, Prof. T Hayashi, Dr Y Tukioka, Mr I Kobayashi, Dr K Sato, Dr Y Harada and Prof. Y Okumura.

3 Special lecture in Laos in January 2016.



4 Prof. K Hashimoto presented the work of Prof. Robert P Langlais during his special lecture at the 222nd meeting of the Kanto Block Chapter of JSOMR.



Greetings from South Korea

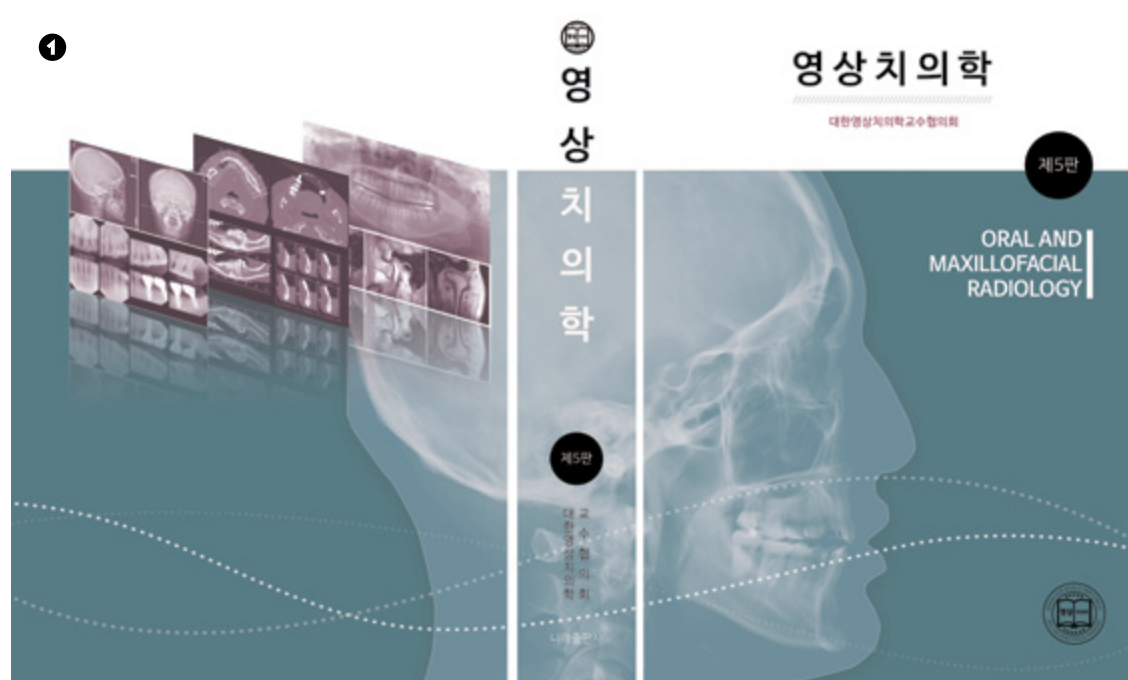
The Korean Council for the Faculty of Oral and Maxillofacial Radiology (Chair, Prof. Eun-Kyung Kim, Dankook University) published "*Oral and Maxillofacial Radiology*" (5th edn Seoul) in the fall of 2015. The book is used as the textbook of 11 dental schools in Korea. Basic and overall oral and maxillofacial radiology content is covered in the book.

Prof. Sam-Sun Lee (School of Dentistry, Seoul National University) has received a grant for research entitled "Study on inspection criteria and protocol for dental diagnostic radiography" from Korean Dental Association (KDA). This research will be carried out over 7 months until June 2016. International and domestic radiation safety inspection for dental radiography, including panoramic radiography and CBCT will be reviewed. Furthermore, practical and reasonable provisions on dental radiation safety will be expected.

Seoul National University established an academic tie with University of Health Sciences (Vientiane, Laos) through the Department of Oral and Maxillofacial Radiology under Dr Lee Jong-Wook Fellowship (invitational training program). This project was established for assistance to partner countries that face difficulties in constructing healthcare systems due to the lack of workforce. The project invites healthcare workers to Korean medical colleges for training to get hands-on experience in advanced medical technology. As part of the project, Khanthaly Symkhampha (Faculty of Dentistry at the University of Health Science, Laos) visited the Department of Oral and Maxillofacial Radiology at Seoul National University Dental Hospital for a year (March 2015 to March 2016) and actively participated in various events in the department. He was introduced to dental radiographic examinations performed in the department and the educational system of oral and maxillofacial images for dental students.

Prof. Soon-Chul Choi

Asian Director of IADMFR



- 1 Book cover of *Oral and Maxillofacial Radiology*, 5th edn (published by the Korean Council for the Faculty of Oral and Maxillofacial Radiology—Chair, Prof. Eun-Kyung Kim).
- 2 Smiling photo of Prof. Sam-Sun Lee (Seoul National University). She has received a grant for research entitled "Study on inspection criteria and protocol for dental diagnostic radiography" from the KDA.
- 3 Group photo of the fairwell party at Seoul National University Dental Hospital on 23 February 2016. Prof. Khanthaly Symkhampha (upper left of centre) and Prof. Min-Suk Heo (upper right of centre) holding the Memorial Clock from Laos.

Dear colleagues and friends,

This is the second announcement in the newsletter of IADMFR about the 11th Asian Congress of Oral and Maxillo-Facial Radiology (ACOMFR) that will be held in Chiang Mai, Thailand, on 10–12 November 2016. We are ready for abstract submission and the registration online via the website:

<http://www.acomfr2016.org>. The deadline for the abstract submission is 15 May 2016. The early bird registration is

from now until 30 June 2016. The Congress Committees have chosen different scientific topics, with the aim of looking at a broader perspective of the overall oral and maxillofacial radiology branch. Therefore, the theme of the conference is “The pivotal role of oral and maxillofacial radiology in dentistry”. At present, we are pleased to inform you that we have got invitation acceptances from many excellent and outstanding lecturers from Asia, Europe and the USA to be our keynote speakers at the congress.

Please come join us at the 11th ACOMFR and enjoy your vacation at the city of “Chiang Mai” that was picked as one of the “25 best destinations in the world” by Trip Advisor in 2014. We will make this congress one of the most valuable and enjoyable for all of us.

Best wishes,



Wichitsak Cholitgul

Asian Academy of Oral and Maxillofacial Radiology, Regional Director



Sangsom Prapayatatok

Asian Academy of Oral and Maxillofacial Radiology, Regional Director

1



Elephant camp, Chiang Mai



Doi Inthanon, Chiang Mai

1 Sightseeing in Chiang Mai. Elephant riding and bamboo rafting at the elephant camp (top); chedis (stupas) dedicated to the King and Queens 60th birthday anniversaries at Doi Inthanon National Park, the country's highest mountain (bottom).



Report from the Juniors

Greetings from Poland! The 3rd European Academy for Dentomaxillofacial Radiology (EADMFR) Junior Meeting took place in Lublin, Poland, 7–10 February 2016. Twenty six junior EADMFR members (in specialist training, or MSc and PhD students) had the opportunity to meet, learn, exchange experiences and to network in addition to increasing their engagement and interest in the field of dentomaxillofacial radiology.

At the scientific meeting, four special lectures including: “Radiation dose”, “Ultrasound in head and neck”, “Temporomandibular joint”, “Evidence-based radiology” and 10 oral presentations were given. Evidence-based radiology tasks allowed us to bond and share scientific experiences between different research fields. Three hands-on activities in ultrasound, CBCT and oral and pharyngeal function were also held to

complement the lectures and reinforce the knowledge acquired.

This year’s EADMFR scholarship awards were given to Joanna Gullberg (PhD Student in Malmo University) and Liene Zamure (Rigas Stradina Universitate) to join the EADMFR congress in Cardiff, Wales, from 15–18 June 2016.

Colleagues from Romania, Sweden, Italy, France, Poland, Turkey, Greece, Finland, the Netherlands, Belgium, Latvia, Norway and this year’s two juniors representing South America, Chile and Brazil, want to thank the EADMFR Junior Committee for the fantastic opportunity and attractive organization. This meeting could only be made possible by the unconditional and generous support of the EADMFR. We especially acknowledge Prof. Kaan Orhan (EADMFR President), Dr Eva Levring-Jäghagen (Junior Committee Chair) and Prof. Ingrid Różyło-Kalinowska (the Lublin University local host).

Thank you for such an incredible and unforgettable 3rd Junior meeting.

Natalia Salvo V

Junior EADFMF Member, Chile





1 Participants and organizers of the 3rd Junior Meeting, Lublin, Poland.

2 Part of the local organizing committee of the 3rd Junior Meeting.

3 Group session in evidence-based radiology tasks.

4 Ultrasound hands-on session at the 3rd Junior Meeting.

5 EADMFR members (Belgium, Brazil, Italy and Chile).

6 EADMFR members at the closing dinner of the 3rd Junior Meeting.



ECDMFR 2016

EUROPEAN CONGRESS OF
DENTOMAXILLOFACIAL RADIOLOGY

Venue: **City Hall, Cardiff**

Date: **15-18th June 2016**

Fees: **Start from €395**

Early bird rates available



There is a full scientific programme including 5 keynote speakers, a round table discussion and a junior 'film' reading session.

For the first time the Congress will also run workshops in ultrasound and digital imaging.

Further details can be found at:

www.ecdmfr.eu

Report from Latin America



Dear colleagues,

This year, 2016, the Brazilian Association of Radiology (ABRO) celebrates 50 years of foundation. The ABRO was founded on 21 July 1966, at the first meeting of dental radiology teachers, held in São Paulo, led by Prof. Arão Rumel (São Paulo) with Prof. José Edu Rosa (Santa Catarina) as secretary. At the time, the group had as rapporteur Prof. Murillo José Nunes de Abreu. At this meeting 57 teachers representing 23 dental schools, all considered charter members, were present. The ABRO was very important in the development of Brazilian dental radiology, especially in education. Until 1966, very few schools had the specific discipline of radiology, and its teaching was inserted into other disciplines. The first teaching experiences were exchanged at meetings of the ABRO and hence resulted in the great growth of dental radiology in Brazil. Initially, the

ABRO was an entity formed basically of teachers, but throughout its history, it has become an association of radiologists and other specialists with an interest in radiology. Currently the ABRO is chaired by Dr Maria Lucia Barbosa Freire. The commemoration of the 50th anniversary will take place during the X Congress of the Brazilian Association of Dental Radiology (X CONABRO) on 2–5 November 2016, in the Resort Enotel Convention and Spa in Porto de Galinhas, Pernambuco. The X CONABRO has as president Dra Luciane Farias de Araujo, who is working on scientific activities with the national and international big names of dental radiology.

Fabio Guedes

IADMFR South America Regional Director
Rio de Janeiro, Brazil



1 Logo of 50 years of foundation of the ABRO.

2 X Congress of the Brazilian Association of Dental Radiology (X CONABRO).

Dear colleagues and friends,

A few events were held, with more to come during this period in the Middle East. I was able to collect below some of these events from our wide divergent region.

Egypt

A CBCT workshop will be held by the staff members of the Oral and Maxillofacial Department, Faculty of Dentistry, Ain Shams University, Dr Mona Abou El-Fetouh, Dr Mary Medhat Farid, Dr Walaa Hamed, Dr Mostafa Saad, Dr Raghdaa Mostafa, Dr Fatma El-Badawy and Dr Shaimaa Abou El-Sadat, in May 2016. The workshop will aim to acquaint the dentists with the various capabilities of CBCT and how they can improve diagnosis and change the treatment plan.

Prof. Sharon Brooks from USA contributed with a lecture entitled "CBCT basics: using this technology successfully" at the congress of the Future University in Egypt International Dental Conference 9–11 March 2016, also Dr Khaled Ekram from Egypt presented a lecture entitled "Advanced applications of CBCT in dental and maxillofacial practice", and Dr Walaa Hamed presented a lecture entitled "Quantitative analysis of metallic artifacts caused by dental metallic restorations: comparison between four CBCT scanners". In another event Dr Mostafa Saad also contributed to a course on computer-guided surgery secrets and fabrication of surgical guides, Wednesday 13–15 April 2016.

Saudi Arabia

At King Saud University (KSU) Dr Asma Al-Ekrish, Assistant Professor, was selected by the American Academy of Oral and Maxillofacial Radiology as one of the top five scientific reviewers for the journal *Oral Surgery, Oral Medicine, Oral Pathology and Oral Radiology* (2014–15). Dr Adel Al Zahrani recently became a Diplomate of the American Board of Oral and Maxillofacial Radiology. Dr Al Zahrani is a demonstrator at KSU who is doing his clinical training in oral and maxillofacial radiology at the University of Connecticut Health Center in Farmington, CT.

Dr Ra'ed Al Sadhan, Associate Professor, was a speaker in the 9th Trauma Conference, which was held in Saudi German Hospital – Riyadh on 20–21 April 2016. Dr Al Sadhan spoke about radiographic assessment of the dentomaxillofacial trauma patients.

At Taibah University, Dr Sara Alkhateeb, Assistant Professor, presented a lecture entitled "Applications of 3D CBCT in dentistry" and Dr Ebtihal Zain Alabdeen presented a lecture entitled "Misdiagnosis in maxillofacial

Report from the Middle East



imaging”, both at the first scientific day for the Faculty of Dentistry, Taibah University-Madina on 10 December 2015.

Kuwait

Dr Aref Ghayyath, oral and maxillofacial radiologist, Assistant Professor, at Dental College, Kuwait University contributed in a workshop entitled “How to present the volume” at the 4th Kuwait Dental Administration Conference and Exhibition 13–15 February 2016.




Dubai

Dr Ioannis Faklaris at the 20th UAE International Dental conference and Arab Dental Exhibition, 2–4 February 2016 presented a lecture entitled “Major salivary glands radiography” and Dr Kashif Ali Channar, Assistant Professor from Pakistan presented a lecture entitled “Ossifying fibroma: clinical, radiologic presentation”.

Although events are distributed throughout the region communications are starting to evolve regarding having combined activities and maxillofacial radiology conferences in the Middle East region.

Dr Ebtihal Zain Alabdeen

IADMFR Middle East Director



- ❶ Prof. Sharon Brook a speaker at the congress of the Future University in Egypt International Dental Conference 9–11 March 2016.
- ❷ Dr Khaled Ekram a speaker at the congress of the Future University in Egypt International Dental Conference 9–11 March 2016.
- ❸ Dr Aref Ghayyath a speaker at the 4th Kuwait Dental Administration Conference and Exhibition 13–15 February 2016.
- ❹ Dr Adel Al Zahrani recently became a diplomate of the American Board of Oral and Maxillofacial Radiology.
- ❺ Dr Ra'ed Al Sadhan was a speaker at the 9th Trauma Conference.
- ❻ Staff members of Oral and Maxillofacial Radiology Department, Ain-Shams University, and contributors in the upcoming CBCT workshop. From left to right: Drs Walaa Hamed, Raghdaa Mopstafa, Mostafa Saad, Mona Abou El-Fetouh, Mary Medhat Farid, Fatma ElBadawy and Shaimaa Mohamed.
- ❼ Dr Kashif Ali Channar, speaker at the 20th UAE International Dental Conference and Arab Dental Exhibition, 2–4 February 2016.



The American Academy of Oral and Maxillofacial Radiology (AAOMR) has elected new officers. The new executive council consists of our new IADMFR President, Dr Jie Yang, President; Dr Sanjay Mallya, President-Elect; Dr Christos Angelopoulos, Immediate Past-President; Dr Robert Cederberg, Executive Director; Gail Williamson, Associate Executive Director; and Dr Hui Lang, Treasurer. Councilors are Dr Rumpa Ganguly, Councilor for Academy Affairs; Vijay Parashar, Councilor for Communications; Thomas Deahl, Councilor for Educational Affairs; and Dr Aruna Ramesh, Councilor for Public Policy and Scientific Affairs. Dr William Scarfe continues to serve as Editor of the oral radiology section of *Oral Surgery, Oral Pathology, Oral Medicine and Oral Radiology*, the official publication of the AAOMR.

The 66th AAOMR Annual Session was held in Indianapolis, Indiana, from 29 September to 3 October 2015. The meeting

began with a wonderful master class on image interpretation geared towards oral radiology residents taught by Dr Sotirios Tetradis from the UCLA School of Dentistry. Another highlight of the meeting was Dr Kristine Mosier's presentation on interventional procedures in oral and maxillofacial radiology. Other topics included in the meeting were medical billing for oral radiology, cone beam CT applications in clinical dentistry and a review of engaging the millennial classroom while teaching oral radiology. Speakers included John Preece, Christos Angelopoulos, Allan Farman, Rose Nierman, James Geist, John Ludlow, Shaza Mardini, Kostas Tsiklakis, Aruna Ramesh, Rumpa Ganguly, Shawneen Gonzalez, Anthea Senior and Erika Benavides.

The 67th AAOMR Annual Session is scheduled from Wednesday 28 September to Saturday 1 October 2016 in Scottsdale, Arizona. The preliminary program and registration information have been posted on the AAOMR website (www.aaomr.org). The hot desert summer weather begins to moderate in Scottsdale by the end of September, you will find Scottsdale a wonderful place to visit at this time of year. The meeting takes place at an equally wonderful Hyatt Regency Scottsdale Resort and Spa at Gainey Ranch, which is a four star award-winning hotel. There are three nine-hole golf courses on site in addition to the spa services. In addition, the hotel has ten swimming pools and five restaurants. Also, while making your plans, be sure to include a trip to Frank Lloyd Wright's winter home, Taliesin West, which is only 8.5 miles from the hotel.

The AAOMR would like to extend a special invitation to all of our international colleagues and friends to join the AAOMR and attend this year's Annual Session in Scottsdale. As you peruse the preliminary outline, you will notice that on the first day we will have a review of head and neck spaces, temporal bone, skull

base anatomy and pathology. This will provide an excellent review of conditions that we all see in maxillofacial and craniofacial fields of view CBCTs. We will also have many other lectures, in particular is the topic of optical coherence tomography (OCT) and dental OCT. There are several research projects underway studying this technology and how it may be used to detect fractured roots. We will also have an update on the new National Council on Radiation Protection and Measurements report on oral radiology.

Finally, we would like to remind you that President Yang and his organizing team will host the 22nd IADMFR Congress in 2019 in Philadelphia, Pennsylvania. We in the AAOMR plan to use the IADMFR Congress event as a way to motivate our members to become more active in the IADMFR. As a result we hope for increased international collaboration and cooperation between all members of the oral radiology community.

Respectfully submitted,

Jeffery B Price, DDS, MS

IADMFR North American Director

Associate Professor and Director of Oral and Maxillofacial Radiology

The American Academy of Oral and Maxillofacial Radiology
Leading Maxillofacial Imaging into the future

AAOMR cordially invites you to
The 67th Annual Session to be held at the Gainey Ranch Resort in Scottsdale, Arizona, USA
from September 28 to October 1, 2016
"Comprehensive head and neck and CBCT imaging"

Featuring Exciting Scientific Sessions

REGISTRATION IS NOW OPEN!

Abstract Submission Deadline May, 20th 2016

www.aaomr.org

15–18 June 2016

**The European Congress of
Dento-Maxillo-Facial Radiology
(ECDMFR)**

Location: Cardiff, UK
www.eadmfr.eu

10–12 November 2016

**The 11th Asian Academy of Oral
and Maxillo-Facial Radiology
(ACOMFR)**

Location: Chiang Mai, Thailand
www.acomfr2016.org

28 September–1 October 2016

**The 67th Annual Session of
the American Academy of Oral
and Maxillofacial Radiology
(AAOMR)**

Location: Scottsdale, AZ, USA
www.aaomr.org

If you would like to contribute any news, book reviews or articles to the IADMFR newsletter then please e-mail sophia.anderton@bir.org.uk with an outline of your proposal.

Advertising

Advertising opportunities are available in the IADMFR newsletter and the *DMFR* journal and website. Please contact advertising@bir.org.uk for more information.