

- PRESIDENT'S REPORT

- SECRETARY GENERAL'S REPORT



THE INTERNATIONAL ASSOCIATION OF
DENTO-MAXILLO-FACIAL RADIOLOGY

NEWSLETTER

Vol.44 No.2 2015



Refined imaging

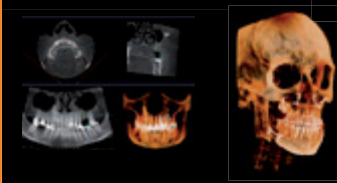
from a pioneer to another



SCANORA™ 3Dx

Discover the potential of CBCT imaging

Visit Soredex Clinical Library to find out how your colleagues are utilizing CBCT in their diagnostic work.



Welcome

to meet Soredex people at exhibitions all over the world!

- 2 Editorial
- 4 Report from the President
- 8 Report from the Secretary General
- 10 Report from the Past-President
- 13 Report from the Journal Editor
- 15 Report from Africa
- 17 Report 1 from Asia (Japan)
- 20 Report 2 from Asia (South Korea)
- 22 Report 3 from Asia (Thailand)
- 24 Report from Europe
- 27 Report from Latin America
- 30 Report from the Middle East
- 32 Report from North America
- 36 Forthcoming Meetings



Dear IADMFR Members and Colleagues,
Warm greetings from Brotherly-love City, Philadelphia, USA!

It is my great pleasure and honour to serve as President-elect and new Newsletter Editor of the International Association of Dento-Maxillo-Facial Radiology (IADMFR). Last August in Santiago, Chile, the General Assembly of the 20th International Congress of Dento-Maxillo-Facial Radiology (ICDMFR) voted unanimously to hold its 22nd ICDMFR in Philadelphia, USA in 2019. Thank you to the IADMFR Board, Nomination Committee and all members of IADMFR for your support!

Over the past 50-year history of IADMFR there have been only a few international congresses convened in the USA. The last IADMFR congress held on North American soil was 20 years ago in Louisville, Kentucky. The 22nd ICDMFR in Philadelphia will be another showcase of North America to our dentomaxillofacial radiology colleagues worldwide. We will be actively planning to present a world-class high-level scientific meeting in 2019.

Philadelphia is a large and celebrated city in the USA. It was the first capital of our country. As the birthplace of not only American history but also medical history, the first hospital, first medical school and first medical library and two of the country's oldest dental schools are located in Philadelphia: Temple University's Kornberg School of Dentistry, established in 1863, and the University of Pennsylvania's School of Dental Medicine, established in 1878. Philadelphia is considered to be an ideal location for world-class healthcare conventions and meetings, conveniently located between New York City and Washington DC in the northeast coast of the USA.

On behalf of all IADMFR Members in North America, I welcome you to participate in the 22nd ICDMFR in Philadelphia in 2019.

Dr Jie Yang

President-elect and Newsletter Editor of IADMFR



1 City of Philadelphia.

2 Cities adjacent to Philadelphia: New York City, Washington DC and Atlantic City of New Jersey.



Greetings from Chinese Taipei! First of all let me introduce myself. My name is Li-Min Lin. I was raised in Chinese Taipei and received my undergraduate degree in Dentistry at Kaohsiung Medical University. I went abroad to the USA to study and received my graduate degree in Oral Pathology and Radiology from the University of Chicago in 1975, and my doctorate in 1985. While in Chicago, I served as an instructor for 1 year at the University of Chicago and 3 years as an Assistant Professor at the Loyola University Chicago. I returned to Kaohsiung Medical University in 1979, and served two terms as the Dean of the School of Dentistry, at Kaohsiung Medical University.

Throughout the years, my colleagues and I have attended many regional and international meetings in the USA, Japan, China, Scotland, Norway, Turkey, Thailand, India, Indonesia, Chile, etc. Last August, we attended the 20th IADMFR conference in Santiago, Chile, hosted by Dr Andres Briner. We have fond memories of the academic meeting, the entertainment programmes and the sightseeing.

Currently, I am a Professor Emeritus and an attending doctor at Kaohsiung Medical University Hospital. It is my honour

to be the President of the 21st IADMFR Conference, which will be held on 26–29 April 2017, in Kaohsiung, Chinese Taipei. My colleagues and I are most honoured to have secured this holding at the 18th IADMFR meeting in Hiroshima, Japan. We are currently preparing for this conference by visiting convention centres and hotels to find the best accommodation for you. We hope to serve you as best we can in the near future. Thank you so much for reading, and hope to see you soon.

My CV

1. Degree

- DDS 1963–1969, School of Dentistry, Kaohsiung Medical University, Chinese Taipei
- MS 1972–1975, University of Chicago, Pathology Department, School of Medicine, USA
- PhD 1982–1985, University of Oriental studies, School of Chinese Medicine, USA
- DMin 1995–1999, Shalom Bible College and Seminary, USA

2. Academic Experience

- Resident, Oral Pathology and Radiology, 1972–1975, Zoller Dental Clinic, University of Chicago, USA
- Instructor and Attending Dr, 1975–1976, Zoller Dental Clinic University of Chicago
- Assistance Professor, 1976–1979, School of Dentistry, Chicago Loyola University, USA
- Associate Professor, 1979–1988, School of Dentistry, Kaohsiung Medical University
- Chairman, Oral Pathology and Radiology Department, 1979–2002, Kaohsiung Medical University Hospital, Chinese Taipei
- Chairman, Oral and Maxillofacial Imaging Center, 2008–2013, Kaohsiung Medical University
- Professor, 1988–2013, School of Dentistry, Kaohsiung Medical University
- Professor Emeritus, 2013–current, School of Dentistry, Kaohsiung Medical University
- Dean, 1979–1982, 1997–2000, School of Dentistry, Kaohsiung Medical University
- General Director, 1979–1982, 1997–2000, Dental Clinic, Kaohsiung Medical University Hospital
- Dean, Student affairs, 1992–1995, Kaohsiung Medical University
- Visiting Professor, 1983–1985, School of Dentistry, Chicago Loyola University
- Visiting Professor, 1983–1985, Zoller Dental Clinic, University of Chicago
- Visiting Professor, 1999–2005, School of Dentistry, University of Pennsylvania, USA
- Visiting Professor, 2003–2004, School of Dentistry, Kyushu University, Japan
- Visiting Professor, 2007–2008, School of Medicine, Northwestern University, USA

3. Academic Societies

- Fellow, International College of Dentistry (FICD)
- Fellow, American Academy of Oral Pathology
- Fellow and Diplomat, American Academy of Geriatric Dentistry
- Member, American Academy of Oral and Maxillofacial Pathology and Radiology

- Diplomat, Academies of Oral Pathology; Oral Radiology; Family Dentistry of Chinese Taipei; and Geriatric Dentistry (USA)
- Past-President, 1991–1993, Academy of Oral Pathology of Chinese Taipei
- Past-President, The 4th Asian Congress of Oral and Maxillofacial Radiology 2002
- Past-President, Academy of Oral and Maxillofacial Radiology of Chinese Taipei
- President, Academy of Geriatric Dentistry of Chinese Taipei
- President, Kaohsiung Golden Age Association
- President, 2017, IADMFR

Dr Li-Min Lin
IADMFR President

2

21st IADMFR



Kaohsiung



7



6

1



2

April 26-29, 2017

www.iadmfr2017.tw
Secretary@iadmfr2017.tw



1 Receiving the IADMFR flag at the 20th IADMFR in Santiago, Chile, and officially announcing the 21st IADMFR will be held in Kaohsiung in 2017.

2 21st IADMFR.

Report from the Secretary General



Dear Members,

Greetings from Cape Town and the IADMFR offices. 2 months have passed since we met in Santiago, Chile. I would like to take this opportunity to congratulate Andres Briner and his team for organizing a very successful 20th International Congress of Dentomaxillofacial Radiology in Santiago, from 26 to 29 August 2015. The highlight of the conference was my visit to the founder and first President of the IADMFR, Prof. Gregorio Faivovich. The IADMFR was established at the First International Congress of Maxillofacial Radiology in Santiago, Chile, held from 12 to 20 August 1968. It was indeed an historic occasion that after 47 years the congress was back in Santiago. 6 months before the congress I started my hunt to try and locate Prof. Faivovich. My efforts to locate Prof. Faivovich only came to fruition 2 weeks before the 20th congress. I was hoping that I would be able to get Prof.

Faivovich to the opening ceremony of the 20th ICDMFR. On the 26 August 2015, the day of the opening ceremony, I visited Prof. Faivovich together with Prof. Curly Nortje and Prof. Gerard Sanderink. Prof. Faivovich was in high spirits and together with his wife was very happy to welcome us into their home. Unfortunately, his health did not permit him to attend the opening ceremony, however, he asked me to read the following message at the opening ceremony:

Dear Colleagues,

Prof. Mohamed Parker has asked me to say a few words on account of the inauguration of this event. This is for me a privilege and a great honour, since through this congress our institution is coming back to the place where it was born.

It is already almost 50 years since we started working in the organization of the First International Congress of Maxillofacial Radiology. In a time when only local or small regional academic organizations existed, we had the crazy idea of gathering the scientific community from all across the globe in this far away country, and undertook the mission of convincing professors from some of the most renowned universities to come here.

It was not an easy task. We didn't have many resources but we had a lot of enthusiasm. We sent hundreds of long letters explaining our project. Many of these letters were never replied to, but from different corners of the world we did get answers, answers that showed that there was a big

interest in expanding and sharing knowledge of our specialty. I still keep part of the correspondence from those days at home, in very dusty boxes that my wife (and common sense) suggests that I get rid of, though somehow I have never been able to throw them away as for me they represent the spirit of a beautiful and exciting time. The first congress held in Santiago in 1968 was a great success and motivated colleagues from other countries to repeat it. With time, our dream became a solid and consolidated institution that must continue growing according to the scientific and technological advancement.

Let us toast to that in the joy of this happy meeting.

Thank you,

Prof. Dr Gregorio Faivovich

We the members of the IADMFR pay tribute to Prof. Gregorio Faivovich for having had the foresight and determination to establish the International Association of Dentomaxillofacial Radiology in 1968. We wish him the best of health and everything of the best.

Kind regards,

Prof. ME Parker

Secretary General of the IADMFR



1 Prof. Gregorio Faivovich in his garden in Santiago, Chile, on the 26th August 2015.

Report from the Past-President



During August this year Santiago was the world capital of our specialty. We had the honour of hosting the XX International Congress of IADMFR. This work was performed with enthusiastic support of the Chilean and all Latin American Dental and Maxillofacial Radiology Associations.

The great effort made by the organizing committee bidding for the congress in Chile and after that organizing it was crowned with a successful outcome, far beyond the expectations of many both inside and outside Chile.

Providing simultaneous translation was a key factor not only in attracting Spanish and Portuguese speaking colleagues but also in allowing presentations in these languages. This was a great opportunity to share Latin American research with the rest of the world.

We invited 13 exceptional speakers who gave us their knowledge on different topics of interest, ranging from the

history of the invention of the CBCT to live ultrasound soft tissue imaging on stage. I would like to show my gratitude to all of the speakers for their valuable input to the congress. In addition, we had 155 oral presentations and 140 posters during the 4 days. Abstracts of these papers are available on the conference website: IADMFR2015.cl

The nearly 800 people who participated in the congress could also enjoy a very well prepared social programme, that enabled them to get to know Chilean traditions and folklore. This time was also perfect to share the company of colleagues from all over the world in a relaxed environment. We also enjoyed a remarkable parallel trade show, where most of the industry and suppliers were present with beautifully displayed booths with attractive offers and the new products recently introduced to the market.

Contrary to our fears the congress was not only able to cover its costs but it was able to make a significant contribution to the IADMFR funds.

Finally my biggest and most sincere appreciation and thanks go to all members of the organizing committee, particularly to: Dr Guillermo Moreno, President of the Chilean DMFR Association and Chairman of the Congress; Dr Ricardo Urzua, Chairman of the Scientific Committee of the Congress; Dr Elisa Parraguez, IADMFR Vice President and Chairwoman of the Social Committee of the Congress; and Prof. Alex Alliendes, Treasurer of the XX ICDMFR.

Dr Andres Briner

IADMFR Past President



- 1 Andres and Pamela Briner at Los Buenos Muchachos.
- 2 Vineyard tour.
- 3 The gala dinner.
- 4 Jie Yang and family at Los Buenos Muchachos.
- 5 The plenary room.
- 6 Dancing at Los Buenos Muchachos.
- 7 Official photo.
- 8 Pre-congress tour.



Dear Colleagues, Dear Friends,

Not much has happened to the journal since the meeting in Chile, where I unfortunately was not able to be present. In the meantime you will certainly have noticed the novel web appearance of *DMFR* to be found here: <http://www.birpublications.org/toc/DMFR/current>. The “ancient issues”, *i.e.* the first 26 volumes of *DMFR*, previously only accessible as abstracts, have now been completely digitized. They are now accessible as PDFs on the website. I consider this a very important step since it ensures that the information contained in these issues can now be easily accessed by interested readers or librarians from around the world. In other words, *DMFR* is now “fully digital” in a very complete sense!

We also experienced a change in the Associate Editors in 2015. In the spring version of this newsletter I had announced that our long-term Associate Editor Mel Mupparapu (University of Pennsylvania, USA) stepped down from his position. After a long search, we were happy that Johan Aps (University of Washington, USA, formerly Gent University, Belgium) eventually accepted our offer to replace Mel as new Associate Editor from the North Americas. Johan commenced his new duties on 1 July 2015. We are very happy to have you on board Johan!

Regarding our impact factor (IF), we were happy to experience another slight increase in 2014. The new 2014 IF released in June was 1.390 vs 1.271 in 2013. Although everyone should realize that it is very typical (and from a mathematical point of view is to be expected too!) for small-sized journals to experience annual fluctuations of their IF, it is still reassuring to realize that the hard work of the editors and all our reviewers plus the publisher seems to be rewarded. It has to be emphasized in this context, however, that *DMFR* does not apply any dubious procedures (*i.e.* asking our reviewers to request citing of *DMFR* articles to increase the number of *DMFR* papers cited or the like) to artificially increase the IF. Rather we attempt to select those submissions, that are interesting and novel so that chances are higher that they are being cited by others. Of course, there are also interesting articles on rare topics that are less likely to receive citations. Yet despite all efforts to increase the IF I also consider it an inherent duty of the Editors to also publish such papers if they increase the knowledge in our subject! The submission rate has remained relatively constant over the last few years and we still accept a little under 20% of the submitted manuscripts. The high rejection rate can be explained by the fact that we unfortunately still also receive a considerable number of low-quality manuscripts and also manuscripts dealing with “foreign” topics that are not

Report from
the Journal
Editor



of general interest to the readership. In this context I repeat my invitation to submit interesting clinical papers that for example deal with novel applications of imaging procedures, structured evaluation of existing procedures using an appropriate sample size or with novel radiation protection means. Of course, structured reviews and meta-analyses are also very welcome. Such submissions have relatively high chances to enter the peer-review process and to be eventually accepted for publication. Once again, however, articles mainly describing anatomical details using CBCT or CT are generally discouraged since they in general do not really contribute to novel imaging knowledge.

Thank you to everyone involved with the journal for your continued hard work, be it as board member, reviewer or editor. The success of dentomaxillofacial radiology is dependent on all of you!

Sincerely,

Ralf Schulze

Editor-in-Chief *DMFR*

The South African delegation for the ICDMFR in Santiago, Chile, consisted of three colleagues from the University of Western Cape and two from the newly established Sefako Makgatho Health Sciences University, my Senior Consultant Dr Ntombizonke Chabikuli and myself. The congress was excellent and Chile has become one of the top destinations on our list of tourist destinations. We wish to thank the conference organizers and, specifically, Prof. Andrés Briner for the meeting that surpassed our expectations.

My university's previous name was "Medunsa Campus of the University of Limpopo". The main campus was situated more than 300km north of our campus and the distance made the two campuses difficult to govern. It was a practical decision to separate our campus from the northern campus and establish a separate Health Sciences University. The name was chosen to honour one of the stalwarts of the African liberation movement, Sefako Makgatho. In order to overcome the complex name we refer to the new university as "SMU".

Our Oral Health Centre serves the rural and peri-urban communities of the northern part of South Africa. As part of a developing country that hosts large numbers of migrants from the north, the purchasing of advanced imaging equipment often falls outside our small budget allocation. It was therefore a great surprise when one of the PhD candidates from Europe that I co-supervised, donated a large field-of-view CBCT unit to our hospital. This precious asset will complement our current equipment and we will now be able to image jaw tumours that frequently measure in excess of 15 cm.

Unlike the northern hemisphere our students are now in preparation for their end of course evaluation. This places a heavy load on our small academic staff component.

Prof. C Nortje, who lives at the foot of one of the seven wonders of the modern world, Table Mountain, requested me to send his best regards to all his colleagues and friends in the Association. He is one of the most senior and loyal members of our Association and loved by all.

Kindest regards from Africa,

Claudia Noffke

Sefako Makgatho Health Sciences University (SMU)

Report from
Africa





1 Dr Chabikuli, Dr Andrés Briner and me.

Greetings from Japan

The Japanese Society for Oral and Maxillofacial Radiology (JSOMR) organizes two nationwide scientific meetings in the spring and autumn. The society also has four regional branches, Northern Block, Kanto Block, Kansai Block and Kyushu Block, which have several scientific meetings. So a lot of conferences were held in 2015!

The 220th meeting of the Kanto Block Chapter of JSOMR was held on 24 January 2015 at Nihon University in Tokyo, Japan, under Prof. Kazuya Honda. Prof. Soon-Chul Choi who is the head of Department of Oral and Maxillofacial Radiology at the School of Dentistry, Seoul National University, Seoul, Republic of Korea, was invited from Republic of Korea. He presented the special lecture entitled "Calcified carotid atheroma: clinical significance and image characteristics". Moreover, he introduced information from the Korean Academy of Oral and Maxillofacial Radiology.

The 56th general assembly and annual scientific congress was held in Sendai from 5 to 7 June 2015 under the auspices of President Prof. Takashi Sasano, Division of Oral Diagnosis, Department of Oral Medicine and Surgery, Tohoku University Graduate School of Dentistry, Sendai, Japan. There were two Hanamura Memorial Lectures. One of them was "Research of TMJ using CBCT, the future as of the past" by Prof. Kazuya Honda from Nihon University and another one was "Diagnosis of the Odontogenic tumor" by Associate Prof. Takakazu Koseki from Osaka Dental University, Osaka, Japan. There were 69 scientific presentations, 4 educational lectures and 3 invited lectures. 259 dentists attended.

The 20th congress of Clinical Imaging for Oral and Maxillofacial Lesions was held in Fukuoka from 23 to 25 October 2015 under the auspices of President Prof. Kazunori Yoshiura, Division of Maxillofacial Diagnostic and Surgical Sciences, Department of Dental Science, Graduate school of Dental Science, Kyushu University, Fukuoka, Japan.

About 20 dentists from Japan attended the XX ICDMFR in Chile. Prof. K Honda and I had opportunity to be the keynote speakers. We presented good lectures. I would like to congratulate President Prof. Andres Briner for the great success, and I sincerely appreciate his kindness and help.

I attended the 20th JABRO (Jornada da Associação Brasileira de Radiologia Odontológica) from 28 to 31 October 2015 in Sao Paulo, Brazil with Prof. J Asaumi of the Okayama University, Okayama, Japan. I presented "Imaging



principles and application of CBCT”, and I had a great time with President Prof. Marlene Fenyo-Pereira, Prof. Israel Chilvarquer, Prof. Bruno Correa de Azevedo, Prof. Emiko Arita-Sato and the Brazilian members.

The 11th Asian Congress of Oral and Maxillofacial Radiology (ACOMFR) will be held on 10–12 November 2016 in Ching Mai, Thailand under the auspices of President Prof. Karune Verochana.

I am looking forward to seeing them again during the 11th ACOMFR in Thailand in 2016 and also at the 21st ICDMFR in Chinese Taipei in 2017.

Yoshinori Arai DDS, PhD
IADMFR Regional Director, Asia



18

19

- 1 XX ICDMFR in Chile. Dr K Kohinata, Prof. Y Arai, Prof. Anne Møystad, Prof. TA Larheim and Prof. K Honda.
- 2 XX JABRO in São Paulo. Dr Mike Bueno, Prof. Dra. Marlene Fenyo, President XX JABRO 2015 Prof. Dr Israel Chilvarquer and Prof. Y Arai.
- 3 The 220th meeting of the Kanto Block Chapter of JSOMR. From the back: Dr Suzuki, Dr M Araki, Prof. K Hashimoto, Dr K Matsumoto, Dr K Sawada, Prof. Y Arai, Prof. A Taguchi, Prof. Soon-Chul Choi, Prof. T Kaneda and Prof. K Honda.
- 4 The banquet of the 56th General Assembly and Annual Scientific Congress.



Greetings from South Korea

The 47th General Assembly and Annual Scientific Meeting of Korean Academy of Oral and Maxillofacial Radiology (KAOMFR) was held at Kyung Hee University Dental Hospital, Seoul, South Korea, on 21 March 2015. At the Scientific Meeting, five special lectures and five oral presentations were given. This year's HDX WILL best young researcher awards were given to Drs Tae-In Gang (Seoul National University, Seoul, South Korea) and Ju-Hee Kang (Kyung Hee University, Seoul, South Korea).

The 20th ICDMFR was held in Santiago, Chile. Nineteen KAOMFR members and two accompanying persons attended this ICDMFR, and six oral presentations and eight poster presentations were made. Also we had a promotion for the 2021 ICDMFR bid. Prof. Soon-Chul Choi (Seoul National University, Korea) became an Asian director of IADMFR with

Prof. Yoshinori Arai (Japan). In Santiago, we met so many friends from all over the world and enjoyed the Chilean dancing party with them.

The Fall Scientific Meeting of KAOMFR was held at Gangneung-Wonju National University Dental Hospital on 24 October 2015. Two special lectures and nine oral presentations were given. This year's Carestream scholarship awards were given to Drs Chena Lee (Seoul National University) and Se-Ryong Kang (Seoul National University). Also we enjoyed Korean traditional green tea and sweets in Gangneung.

Prof. Soon-Chul Choi

Asian Director of IADMFR



1 Prof. Soon-Chul Choi (right) with Prof. Sam-Sun Lee (left) on the Korean promotion booth for the 2021 ICDMFR bid at the 20th ICDMFR, Santiago, Chile.

2 Group photo at the 47th General Assembly and Annual Scientific Meeting of KAOMFR in front of Kyung Hee University Dental Hospital on 21 March 2015.

3 Group photo at the fall scientific meeting of KAOMFR with Korean traditional green tea (left inset) and sweets (right inset) in Gangneung.

Greetings from Thailand

Dear Colleagues and Friends,

It is our honour for Thai oral and maxillofacial radiologists to be the host of the 11th ACOMFR 2016 that will be held in Chiang Mai, Thailand, 10–12 November 2016. We would like to welcome our friends from all parts of the world to participate in the conference. The theme of the conference is “The pivotal role of oral and maxillofacial radiology in

dentistry”. We will arrange for you to have a chance to participate in an up-to-date scientific programme, attend lectures from well-known speakers, share your experience and skills with other colleagues, as well as to enjoy wonderful evenings in Chiang Mai. The opening period for abstract submission will be from 1 February 2016 to 15 May 2016. More information will be available on the website: <http://www.acomfr2016.org>.

Chiang Mai, as Thailand’s “Rose of the North”, is a cultural and natural wonderland with ethnic diversity, a multitude of attractions and welcoming hospitality. The city is safe with a peaceful environment. It is in the northern part of Thailand, only a 1 hour flight from Bangkok, the capital of Thailand. From international destinations, visitors can fly directly to Chiang Mai on a number of domestic and international air carriers. The conference will be held in November when the climate is cool and it is the best period to visit Chiang Mai. Moreover, the conference period will be only a few days before the famous “Loi Krathong” or “Yi Peng” festival, which is the biggest traditional event of Thailand especially in the North, Chiang Mai. People float their “krathong” made of banana leaves and flowers filled with candles into the river to pay respect to Mother Earth and the river for the plentiful harvesting year they received. Chiang Mai, Yi Peng

Lanterns are released everywhere during the festival. There will be many activities such as Lanna cultural performances and Krathong parades. We hope that you may not miss this amazing and wonderful moment.

During 22–25 September 2015 most of our staff in oral radiology from all over Thailand participated in the FDI World Dental Congress (Federation Dentaire Internationale) in Bangkok. Several of our staff from the oral radiology departments in Thailand gave presentations at the congress and it was very successful.

Come join us at the 11th ACOMFR and enjoy your vacation in the city that was picked as one of the “25 best destinations in the world” by Trip Advisor in 2014. Mark your calendar now for 10–12 November 2016. We hope to see you and your family here in 2016.

Best wishes,



Sangsom Prapayasatok

Asian Academy of Oral and Maxillofacial Radiology, Regional Director



Wichitsak Cholitgul

Asian Academy of Oral and Maxillofacial Radiology, Regional Director



- 1 The Royal Pavilion or Ho Kham Luang at the Royal Flora Ratchaphruk Chiang Mai, Thailand.
- 2 Thai oral radiologists participated in the FDI World Dental Congress in Bangkok, 22–25 September 2015.

Dear Colleagues, IADMFR Members,
Greetings from Europe!

The European Academy of Dentomaxillofacial Radiology (EADMFR) invites all dentomaxillofacial radiologists to the European Congress of Dentomaxillofacial Radiology (ECDMFR) that will be held in Cardiff, UK, from 15 to 18 June 2016. The theme of the Congress is "Excellence in dentomaxillofacial imaging". Invited keynote speakers will cover numerous subjects such as radiation protection, digital radiography, head and neck ultrasound and facial reconstruction. The congress will also feature a full scientific programme including free papers and posters as well as round table discussions. In the programme a popular junior film reading session is also included. The abstract submission as well as early bird registration deadline is 15 March 2016, so please note this date. Find more information on EADMFR's website: <http://www.ecdmfr.eu>.

EADMFR's 3rd Junior Meeting (JM) will be held on 7–10 February 2016. Young radiologists and PhD students working in the field of dentomaxillofacial imaging are invited to Lublin, Poland. Approximately 30 juniors will have the opportunity to meet, learn, exchange experiences and network. The applicants will be asked to share their experiences of the meeting by preparing a report that they can present at their home departments. Furthermore, a report from the meeting will be presented to the EADMFR members during the ECDMFR in Cardiff, UK, in 2016. More information can be found on the website: <http://eadmfr.eu/junior-meeting-2016>. The two previous meetings were held in Umea, Sweden, in 2014 and in Freiburg, Germany, in 2015 and were very appreciated by our younger colleagues. One of the participants has summarized the first meeting in a Youtube film: <https://www.youtube.com/watch?v=4LESRh1HJPo>.

European IADMFR members also had great pleasure in taking part in the 28th Congress and the Refresher Course of the European Society of Head and Neck Radiology (ESHNR) held in Kraków, Poland, 24–26 September 2015. The fields of head and neck radiology and dentomaxillofacial radiology partly overlap and it is beneficial for both groups of radiology specialists to meet, exchange experiences and gain cutting edge knowledge. It is the trademark of the ESHNR meetings that more focus is placed on keynote speeches, panels, symposia and refresher courses than on scientific sessions. Therefore, all participants had a chance to refresh and enhance their knowledge on head and neck cancer, temporal bone, pharynx and parapharyngeal space, imaging of anterior and central skull base, neck vessels and nerves, orbits, paranasal sinuses, jaws, temporomandibular joints, masticator space as well as salivary glands. The next ESHNR meeting will be held in Leiden, The Netherlands, 22–24 September 2016.

The European Board members want to congratulate Andres Briner, Elisa Parraguez and their organizing team for offering us a unique congress in Santiago, Chile, which perfectly balanced social and scientific highlights. We would also like to acknowledge once more all the efforts of Mihaela Hedesiu, Mihaela Baciut and their team for offering us an unforgettable EADMFR congress in Cluj-Napoca, Romania.

We are looking forward to the upcoming events and hope to meet you there!



Ingrid Rózylo-Kalinowska
European Director of IADMFR



Eva Levring-Jäghagen
European Director of IADMFR



Reinhilde Jacobs
Secretary General-Elect of IADMFR

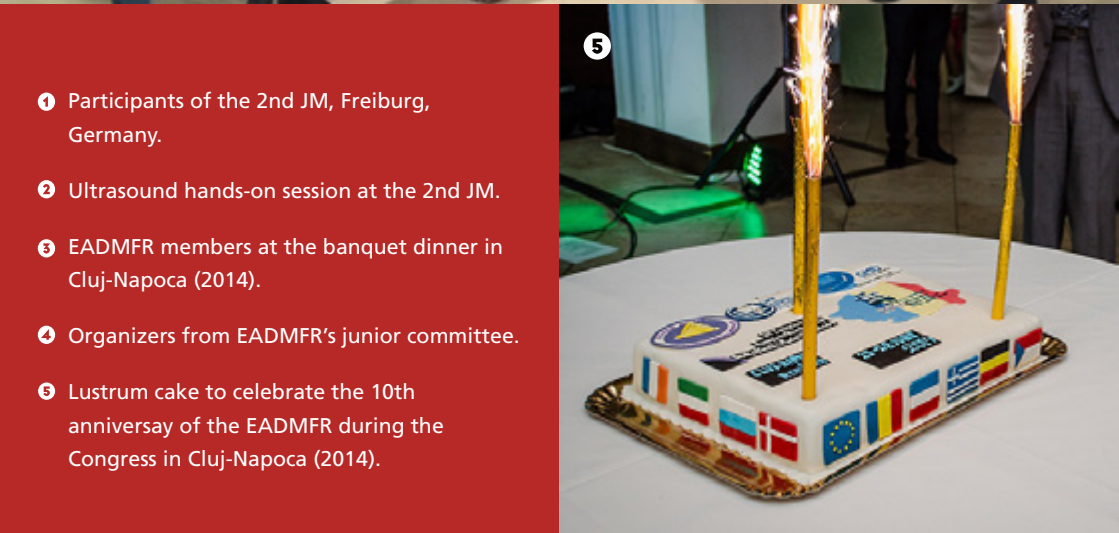




3



4



5

- 1 Participants of the 2nd JM, Freiburg, Germany.
- 2 Ultrasound hands-on session at the 2nd JM.
- 3 EADMFR members at the banquet dinner in Cluj-Napoca (2014).
- 4 Organizers from EADMFR's junior committee.
- 5 Lustrum cake to celebrate the 10th anniversary of the EADMFR during the Congress in Cluj-Napoca (2014).

Dear Colleagues,

In the period 4–7 September 2015, in the city of Campinas-SP, Brazil, the most important dental research event in Brazil, the 32nd Annual Meeting of the Brazilian Society for Dental Research (SBPqO), the Brazilian Division of the International Association of Dental Research (IADR), was held. Prof. Altair Antoninha Del Bel Cury was president of the meeting. About 3000 research papers were presented in the form of posters and oral presentations by professors, and undergraduate and postgraduate students. Some of the research was in the oral radiology and maxillofacial area, where we have seen a big research trend involving CBCT technology and digital imaging.

Every year the Brazilian Association of Oral Radiology (ABRO), whose president is Prof. Maria Lucia Freire, organizes an annual meeting of the Association with experts, professionals, students and oral and maxillofacial radiology professors. The XX JABRO (Jornada da Associação Brasileira de Radiologia Odontológica), was held at the headquarters of APCD (Associação Paulista de Cirurgiões-Dentistas) in São Paulo, São Paulo, Brazil from 28 to 31 October 2015. The central theme of the meeting was "Excellence in diagnostic imaging: new implementation concepts", and was chaired by Prof. Marlene Fenyó-Pereira. In all, 770 people were registered at the meeting, and with the addition of staff, sponsors, visitors and guests, the number of people attending the XX JABRO reached approximately 1000. International professors contributed to the scientific activities during the meeting: Hugo Aguayo Calderon and Hugo Aguayo Olivares (Peru); Adalsa Hernandez (Venezuela); Yoshinori Arai (Japan); and Bruno Correa de Azevedo (USA). There were also 136 digital poster presentations that added to the scientific value of the event. The special session, "New talents", received five young researchers from Brazilian graduate programmes (master and doctorate degrees) in oral maxillofacial radiology (OMFR). The social activities organized by the committee provided moments of relaxation and harmony between members of the JABRO. The sponsor focus was CBCT, and this included the main manufacturers from around the world. The event reached its objective: to stimulate the scientific and technological development of oral and maxillofacial radiology in Brazil.

Report from Latin America




Fabio Guedes
IADMFR Latin America Regional Director
Rio de Janeiro, Brazil

27



1



2



3

28



4



5



6

1 Sponsors' area of the XX JABRO.

2 Dr Mariane Michels presenting a poster at the 32nd SBPqO meeting.

3 Opening ceremony of the 32nd SBPqO meeting.

4 Opening ceremony of the XX JABRO.

5 Prof. Yoshinori Arai during his presentation at the XX JABRO.

6 Dr Isadora Follak presenting a poster at the XX JABRO.

Report from the Middle East



In Saudi Arabia events were at a local or individual level. Dr Sara Alkhateeb Assistant Professor at Taibah University and Almadina Almonawara, participated by giving two oral presentations at the 1st International Conference on Preventive Dentistry (ICPD) at Al Jouf University King Saud University (KSA) in April 2015. The title of the first presentation was "Radiographic assessment of impacted teeth and associated pathosis prevalence", the second presentation was entitled "Prevalence of dental caries among young women in Central Western Region of Saudi Arabia".

Dr Wafa Alfaleh Associate Professor participated with a poster entitled "3D volume rendering for evaluation of mental foramen position using CBCT" at the International Association for Dental Research (IADR) in Boston, USA, 11–14 March 2015.

In Riyadh, the capital city, the Oral and Maxillofacial Radiology Division, College of Dentistry, King Saud University, organized a full-day hands-on training course in intraoral radiographic techniques for the dental auxiliary staff of the Dental Center, King Saud Medical City, which is the biggest dental service provider at the Ministry of Health in the Riyadh region. The course was took place on Saturday 30 May 2015. Over 50 participants completed the training and received continuous medical training credits. Associate Professor Dr Ra'ed Al-Sadhan the course organizer of oral and maxillofacial radiology and nine oral radiology staff took part in the course.

We are delighted to congratulate Dr Fatma Jadu, an Assistant Professor from King Abdulaziz University, Jeddah, for her contribution to the seventh edition of the Oral Radiology Principle and Interpretation textbook.


An oral and maxillofacial radiology crush course was held for dental residents in Riyadh on 7 November 2015, and in Jeddah on 14 November 2015. The lectures were given by two of our respectful radiologists, Associate Prof. Dr Ra'ed I Alsadhan and Assistant Prof. Dr Emad Khan.

We are also pleased to announce that Associate Professor Zainul Ahmad Rajion, Coordinator Craniofacial Medical Imaging Cluster, School of Dental Sciences, University of Malasia, has joined the academic staff of King Saud bin Abdulaziz University for Health Sciences (KSAU-HS), he is the leader in research and innovation in the craniofacial medical imaging cluster. He has consequently made research visits to the Department of Maxillofacial Surgery, Maastricht University, Medical Imaging Research Group, Radboud University Nijmegen, The Netherlands and Oral Imaging Centre, School of Dentistry, Catholic University Leuven, Belgium. He is also a recipient of multiple awards including the Best Paper in the Mimics Innovation Awards for "3D landmark

analysis for development of Malaysian craniofacial database" at the Computer Guided Implantology & 3D Medical Modelling Annual Conference, Leuven, Belgium 2005, and has published widely in the area of craniofacial imaging and craniofacial deformities, both nationally and internationally. We believe that his valuable additions in the Middle East will enhance us, and more collaboration between the Middle East and Asia will be accomplished.

At a regional level there are no major radiology events except the Iranian 8th Congress of Oral and Maxillofacial Radiology which will be held on 23–25 December 2015.

Dr Ebtihal Zain Alabdeen
IADMFR Middle East Director



- 1 Dr Wafa Alfaleh at IADR in Boston, March 2015.
- 2 Dr Sara Alkhateeb at ICPD in Al Jouf University, April 2015.
- 3 Professor Zainul Ahmad Rajion who joined the academic staff at KSAU-HS in Riyadh.



The 66th Annual Session of the American Academy of Oral and Maxillofacial Radiology (AAOMR) was successfully held in Indianapolis, USA (Figures 1–8) from 29 September to 3 October 2015. Dr Dan Colosy, Annual Session Committee Chair and Prof. Gail Williamson, Executive Director helped put on an excellent programme for the meeting. The annual session ran for three and a half days. Dr Kristine Mosier, Chief of Head and Neck Imaging, Indiana University, presented “Interventional procedures in oral and maxillofacial radiology”. The didactic and hands-on session covered the basics of interventional procedures available to the oral and maxillofacial radiologists, including CT-guided biopsy, ultrasound-guided biopsy and interventional sialography. Indications of these procedures, operational steps and case examples were discussed. The didactic sessions were followed by a “hands-on” learning session where participants had the opportunity

to practice with the various needles, catheters and instruments. An interactive image interpretation session was chaired by Dr Kostas Tsiklakis, University of Athens, Greece. The session reviewed and refreshed the interpretation skills of the audience with challenging clinical–radiological cases of the maxilla-facial region. Instruction methods and technology in radiology teaching engaging the Millennial Classroom were presented by Drs Aruna Ramesh, Rumpa Ganguly from Tufts University, Shawneen Gonzlez from Oregon Health and Science University, Anthea Senior from University of Alberta, Canada, and Erika Benavides from University of Michigan. Dr Sotirios Tetradis from University of California, Los Angeles, presented a master class on imaging interpretation for all oral and maxillofacial radiology residents. Also, lectures on “Make the most of your cone beam CT unit” were presented by Christos Angelopoulos, Allan Farman, Vijay Parashar, Craig Dial, John Ludlow, B Silverman, Geoere Mandellaris, A Rosenfeld and T McClammy and were mainly targeted at dentists and dental associate members. In addition, 66 scientific papers were accepted for oral or poster presentations during the annual session.

Current Officers of the AAOMR


Jie Yang	President
Christos Angelopoulos	Immediate Past-President
Sanjay Mallya	President Elect
Hui Liang	Treasurer
Rumpa Ganguly	Councilor for Academy Affairs

Vijay Parashar	Councilor for Communications
Tom Deahl	Councilor for Educational Affairs
Aruna Ramesh	Councilor for Public Policy and Scientific Affairs
Robert Cederberg	Executive Director
Gail Williamson	Associate Executive Director
William Scarfe	Editor of Oral Radiology Section of Oral Surgery, Oral Medicine, Oral Pathology and Oral Radiology

Respectfully submitted,

Dr Jie Yang

President, American Academy of Oral and Maxillofacial Radiology
Professor and Director of Oral and Maxillofacial Radiology
Temple University Kornberg School of Dentistry
3223 North Broad Street
Philadelphia, PA 19140
USA



- ❶ Indianapolis, State Capital of Indiana.
- ❷ Christos Angelopoulos (right) and Jie Yang. Change of the AAOMR President's Gavel.
- ❸ AAOMR Annual Session Lecture presented by Kristine Mosier.
- ❹ AAOMR Business Luncheon.
- ❺ AAOMR Annual Banquet. From left to right: Bill Moore, Pete Benson, Mrs Benson, Shauna Zhang, Jie Yang, Hui Liang and Rujuta Katkar.
- ❻ AAOMR Poster Session.
- ❼ AAOMR Poster Session.
- ❽ AAOMR Annual Banquet. From left to right: Gail Williamson, Robert Cederberg, Mrs Cederberg, Lisa Koenig, Ms Angelopoulos, Christos Angelopoulos, Kostas Tsiklakis.

15–18 June 2016

**The European Congress of
Dento-Maxillo-Facial Radiology
(ECDMFR)**

Location: Cardiff, UK
www.eadmfr.eu

10–12 November 2016

**The 11th Asian Academy of Oral
and Maxillo-Facial Radiology
(ACOMFR)**

Location: Chiang Mai, Thailand
www.acomfr2016.org

28 September–1 October 2016

**The 67th Annual Session of
the American Academy of Oral
and Maxillofacial Radiology
(AAOMR)**

Location: Scottsdale, AZ, USA
www.aaomr.org

DMFR
DentoMaxilloFacial Radiology

A Journal of Head & Neck Imaging

Submit to **DMFR**

Publishing the very best research in
dental, oral and maxillofacial radiology

- Average submission to first decision: 2 weeks!
- Constructive peer-review
- 2014 Impact Factor = 1.390
- 5-year Impact Factor = 1.534
- Eminent, international Editorial Board
- Average acceptance to online: 4 weeks
- Open access option
- Indexed on PubMed, ISI, Scopus and Embase

www.editorialmanager.com/dmfr

If you would like to contribute any news, book reviews or articles to the IADMFR newsletter then please e-mail *sophia.anderton@bir.org.uk* with an outline of your proposal.

Advertising

Advertising opportunities are available in the IADMFR newsletter and the *DMFR* journal and website. Please contact *advertising@bir.org.uk* for more information.